

ภาคผนวก จ

เอกสารสอบเทียบเครื่องมือฯ

เอกสารสอบเทียบเครื่องมือฯ
บริษัท เอ็นไวรอนमेंท์ รีเสิร์ช แอนด์ เทคโนโลยี จำกัด

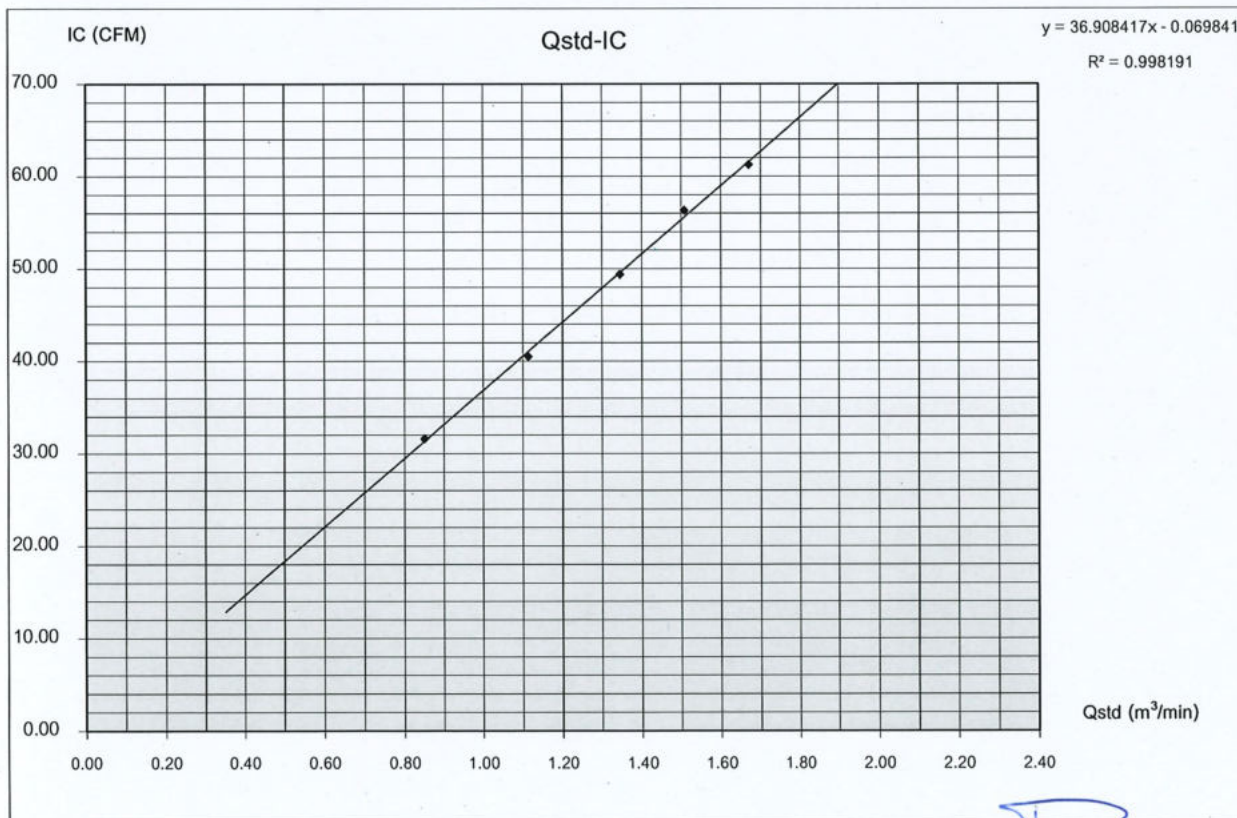
TSP HIGH VOLUME AIR SAMPLER CALIBRATION REPORT

Sampler Location				Date	November 25, 2022
โรงเรียนนาคสีทองสุรินทร์				Start Time	9:50 AM
Sampler Number	TSP No.A17	Transfer Standard Type	Orifice	Stop Time	10:00 AM
Instrument Model	HIVOL-BBCBE	Calibrator Model	TE-5025A	Calibrated By	Mr.Tnisorn Pariman
Motor Serial Number	6000-02	Calibrator Serial Number	3360		
Recorder Serial Number	7366				

Plate	(Delta H)			(A)	(X)	(I)	(Y)	Temperature	Barometric	Start	Stop
No.	Pressure Drop Across Orifice (inH ₂ O)			$[\Delta H_2O(Pa/P_{std})(T_{std}/Ta)]^{1/2}$	Qstd = (1/m)[(A-b)] (m ³ /min)	sample Flow Rate Indicato (ft ³ /min)	IC = $[[(Pa/P_{std})(T_{std}/Ta)]^{1/2}$	(*K = °C+273)	Pressure (mmHg)	Meter	Meter
	Positive	Negative	ΔH ₂ O								
5	1.4	1.4	2.8	1.65345	0.85101	32.0	31.62	304.0	757.0		
7	2.4	2.4	4.8	2.16488	1.11394	41.0	40.51	304.0	757.0		
10	3.5	3.5	7.0	2.61434	1.34502	50.0	49.41	304.0	757.0		
13	4.4	4.4	8.8	2.93126	1.50796	57.0	56.32	304.0	757.0		
18	5.4	5.4	10.8	3.24731	1.67045	62.0	61.26	304.0	757.0		
Linear Regression Y ON X : Y= mX + b							Average	304.0	757.0		
1	Slope (m)			1.94506	Linear Equation			r ²	0.998191	Pstd(mmHg)	760.0
2	Intercept (b)			-0.00181	Set Point Flow Rate (X) (m ³ /min)		1.133	r	0.9990951	T _{NTP}	298.0
3	Correlation Coefficient (r)			0.99999	Final Set Flow Rate = (I)		0	(Pa/Pstd)*(Tstd/Ta)			0.976393698
Result								C=(Pa/Pstd)*(Tstd/Ta)^0.5			0.988126357

COMMENT

Andersen Instruments, Inc.



Checked By

(Mr.Prayun Detkla)

Technician



Approved By

(Mr.Panupon Podang)

Environmental Scientist

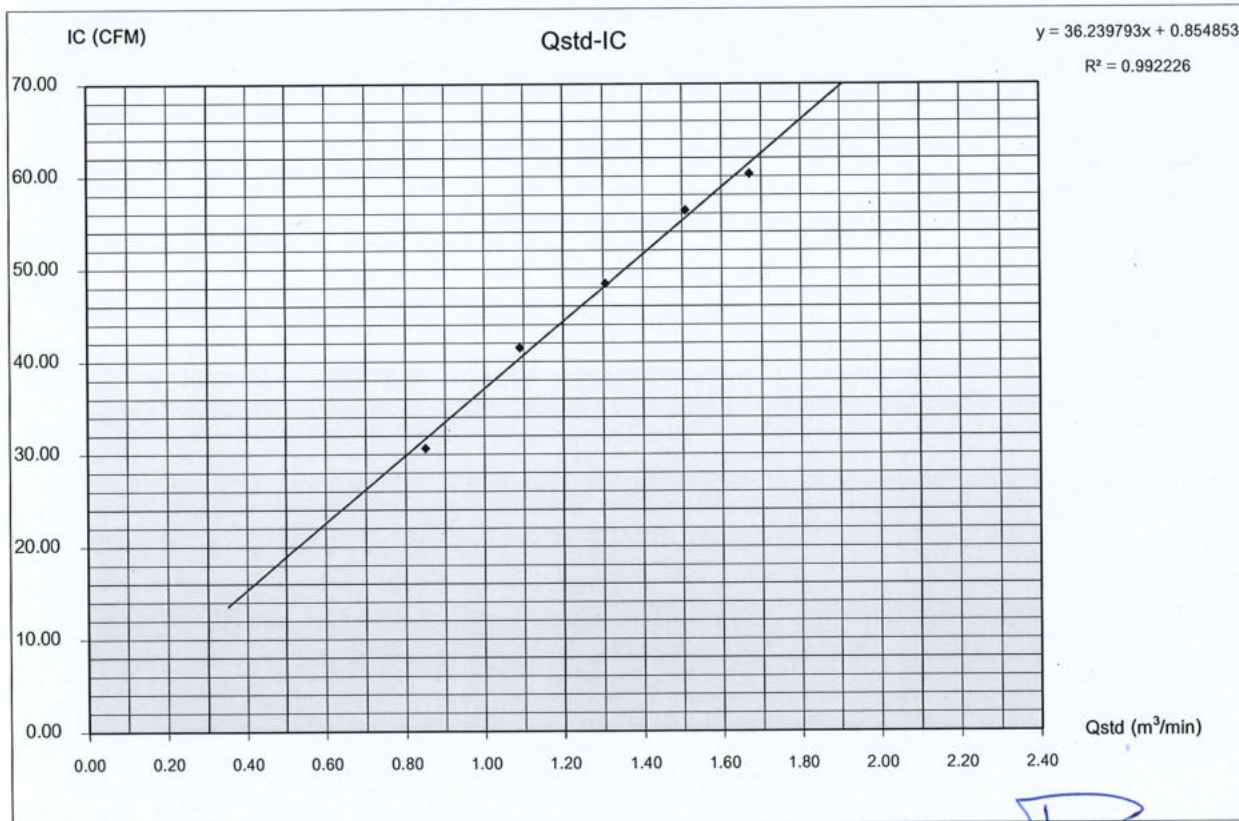
PM10 HIGH VOLUME AIR SAMPLER CALIBRATION REPORT

Sampler Location				Date	November 25, 2022
โรงเรียนนาคทีอนุสรณ์				Start Time	9:40 AM
Sampler Number	PM-10 No.30	Transfer Standard Type	Orifice	Stop Time	9:50 AM
Instrument Model	HIVOL-BMBBE	Calibrator Model	TE-5025A	Calibrated By	Mr.Tnisom Pariman
Motor Serial Number	2208	Calibrator Serial Number	3360		
Recorder Serial Number	2616				

Plate No.	(Delta H)			(A)	(X)	(I)	(Y)	Temperature	Barometric Pressure	Start Meter	Stop Meter
	Pressure Drop Across Orifice (inH ₂ O)			$[\Delta H_2O(Pa/P_{130})(T_{130}/Ta)]^{1/2}$	Qstd = (1/m)[(A-b)] (m ³ /min)	ample Flow Rate Indication (ft ³ /min)	$IC = I[(Pa/P_{130})(T_{130}/Ta)]^{1/2}$	(*K = °C+273)	(mmHg)		
	Positive	Negative	ΔH ₂ O								
5	1.4	1.4	2.8	1.65345	0.85101	31.0	30.63	304.0	757.0		
7	2.3	2.3	4.6	2.11929	1.09051	42.0	41.50	304.0	757.0		
10	3.3	3.3	6.6	2.53854	1.30605	49.0	48.42	304.0	757.0		
13	4.4	4.4	8.8	2.93126	1.50796	57.0	56.32	304.0	757.0		
18	5.4	5.4	10.8	3.24731	1.67045	61.0	60.28	304.0	757.0		
Linear Regression Y ON X : Y= mX + b							Average	304.0	757.0		
1	Slope (m)			1.94506	Linear Equation			r ²	0.992226	Pstd(mmHg)	760.0
2	Intercept (b)			-0.00181	Set Point Flow Rate (X) (m ³ /min)		1.133	r	0.9961054	T _{HTP}	298.0
3	Correlation Coefficient (r)			0.99999	Final Set Flow Rate = (I)		0	(Pa/Pstd)*(Tstd/Ta)			0.976393698
Result								C=(Pa/Pstd)*(Tstd/Ta)^0.5			0.988126357

COMMENT

Andersen Instruments, Inc.



Checked By

(Mr.Prayun Detkla)
Technician



Approved By

(Mr.Panupon Podang)
Environmental Scientist

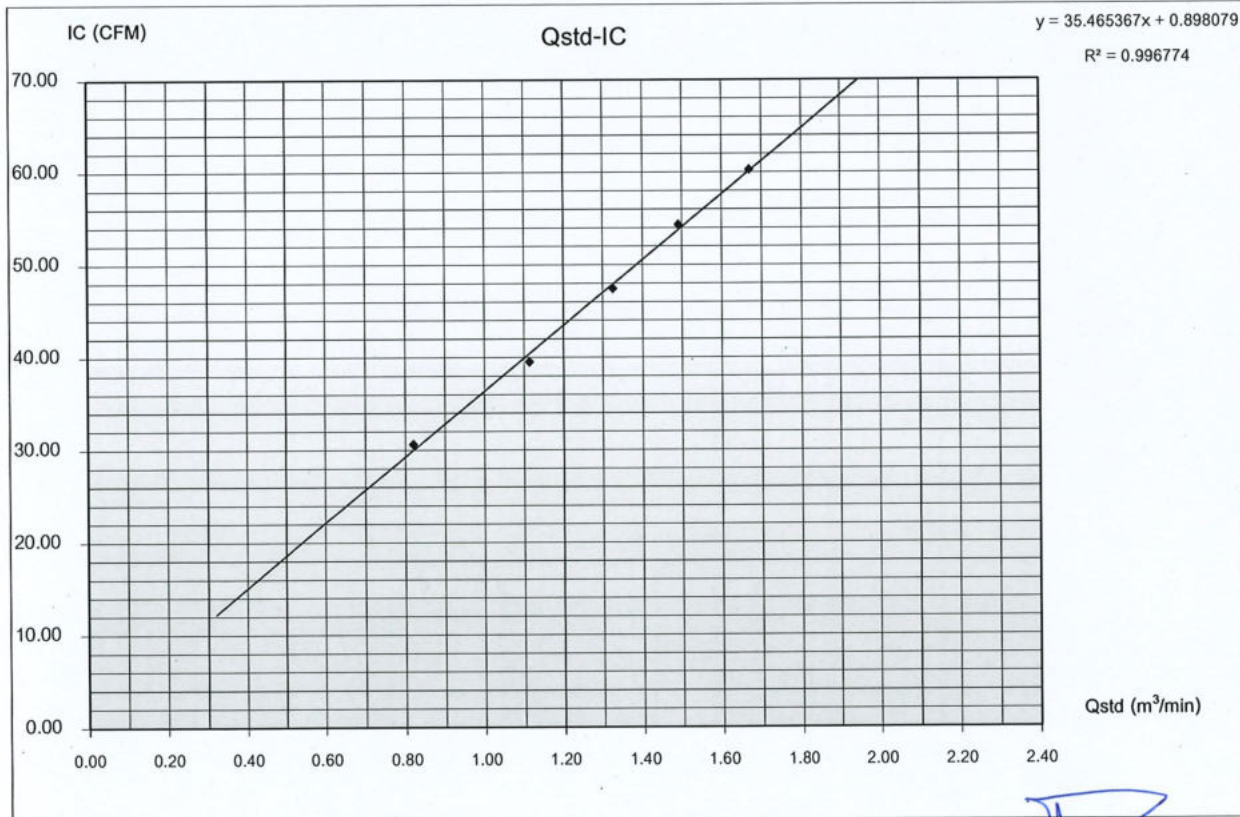
TSP HIGH VOLUME AIR SAMPLER CALIBRATION REPORT

Sampler Location				Date	November 25, 2022
บ้านเขื่อนจุฬาภรณ์ 14				Start Time	10:57 AM
Sampler Number	TSP No.A10	Transfer Standard Type	Orifice	Stop Time	11:07 AM
Instrument Model	HIVOL-BBCBE	Calibrator Model	TE-5025A	Calibrated By	Mr.Tnisom Pariman
Motor Serial Number	2014-04	Calibrator Serial Number	3360		
Recorder Serial Number	1504				

Plate No.	(Delta H)			(A)	(X)	(I)	(Y)	Temperature	Barometric Pressure	Start Meter	Stop Meter	
	Pressure Drop Across Orifice (inH ₂ O)			$[\Delta H_o(Pa/P_{std})(T_{std}/Ta)]^{1/2}$	Qstd = (1/m)[(A-b)] (m ³ /min)	ample Flow Rate Indication (ft ³ /min)	IC = I[(Pa/P _{std})(T _{std} /Ta)] ^{1/2} (*K = °C+273)	304.0	757.0 (mmHg)			
	Positive	Negative	ΔH ₂ O									
5	1.3	1.3	2.6	1.59331	0.82009	31.0	30.63	304.0	757.0			
7	2.4	2.4	4.8	2.16488	1.11394	40.0	39.53	304.0	757.0			
10	3.4	3.4	6.8	2.57672	1.32568	48.0	47.43	304.0	757.0			
13	4.3	4.3	8.6	2.89776	1.49073	55.0	54.35	304.0	757.0			
18	5.4	5.4	10.8	3.24731	1.67045	61.0	60.28	304.0	757.0			
Linear Regression Y ON X : Y= mX + b							Average	304.0	757.0			
1	Slope (m)			1.94506	Linear Equation			r ²	0.996774	Pstd(mmHg)	760.0	
2	Intercept (b)			-0.00181	Set Point Flow Rate (X) (m ³ /min)			1.133	r	0.9983857	T _{NTP}	298.0
3	Correlation Coefficient (r)			0.99999	Final Set Flow Rate = (I)			0	(Pa/Pstd)*(Tstd/Ta)			0.976393698
Result									C=(Pa/Pstd)*(Tstd/Ta)^0.5			0.988126357

COMMENT

Andersen Instruments, Inc.



Checked By

(Mr.Prayun Detkla)

Technician

Approved By

(Mr.Panupon Podang)

Environmental Scientist

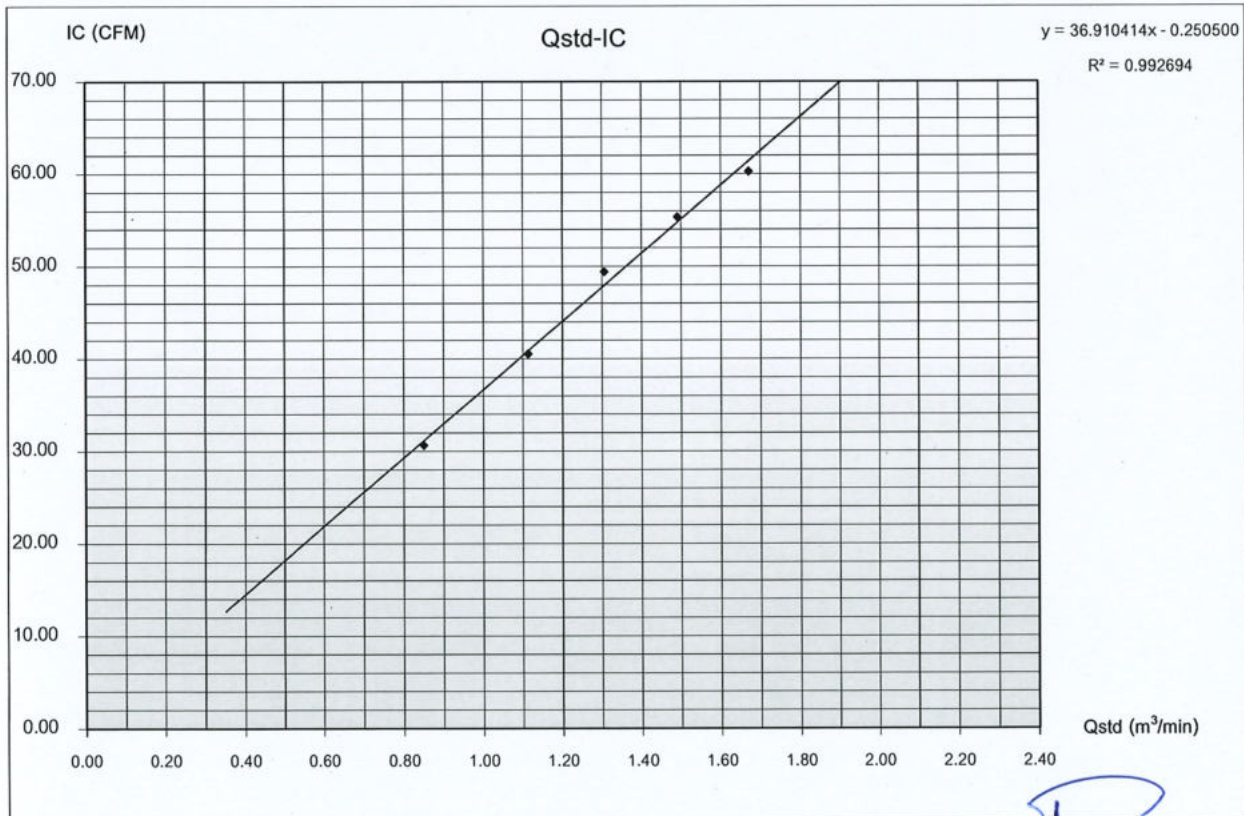
PM10 HIGH VOLUME AIR SAMPLER CALIBRATION REPORT

Sampler Location				Date	November 25, 2022
บ้านเอื้ออาทรพหลโยธิน 14				Start Time	10:46 AM
Sampler Number	PM-10 No. 15	Transfer Standard Type	Orifice	Stop Time	10:56 AM
Instrument Model	HIVOL-BMBBE	Calibrator Model	TE-5025A	Calibrated By	Mr.Tnisorn Pariman
Motor Serial Number	B2012-10	Calibrator Serial Number	3360		
Recorder Serial Number	4649				

Plate No.	(Delta H)			(A)	(X)	(I)	(Y)	Temperature	Barometric Pressure	Start Meter	Stop Meter	
	Pressure Drop Across Orifice (inH ₂ O)			$[\Delta H_2O(Pa/P_{std})(T_{std}/Ta)]^{1/2}$	$Q_{std} = (1/m)[(A-b)]$	ample Flow Rate Indication	$IC = I[(Pa/P_{std})(T_{std}/Ta)]^{1/2}$					
	Positive	Negative	ΔH_2O		(m ³ /min)	(ft ³ /min)		(°K = °C+273)	(mmHg)			
5	1.4	1.4	2.8	1.65345	0.85101	31.0	30.63	304.0	757.0			
7	2.4	2.4	4.8	2.16488	1.11394	41.0	40.51	304.0	757.0			
10	3.3	3.3	6.6	2.53854	1.30605	50.0	49.41	304.0	757.0			
13	4.3	4.3	8.6	2.89776	1.49073	56.0	55.34	304.0	757.0			
18	5.4	5.4	10.8	3.24731	1.67045	61.0	60.28	304.0	757.0			
Linear Regression Y ON X : Y= mX + b							Average	304.0	757.0			
1	Slope (m)			1.94506	Linear Equation			r ²	0.992694	Pstd(mmHg)	760.0	
2	Intercept (b)			-0.00181	Set Point Flow Rate (X) (m ³ /min)			1.133	r	0.9963403	T _{HTP}	298.0
3	Correlation Coefficient (r)			0.99999	Final Set Flow Rate = (I)			0	(Pa/Pstd)*(Tstd/Ta)			0.976393698
Result									C=(Pa/Pstd)*(Tstd/Ta)^0.5			0.988126357

COMMENT

Andersen Instruments, Inc.



Checked By

(Mr.Prayun Detkla)
Technician

Approved By

(Mr.Panupon Podang)
Environmental Scientist

TSP HIGH VOLUME AIR SAMPLER CALIBRATION REPORT

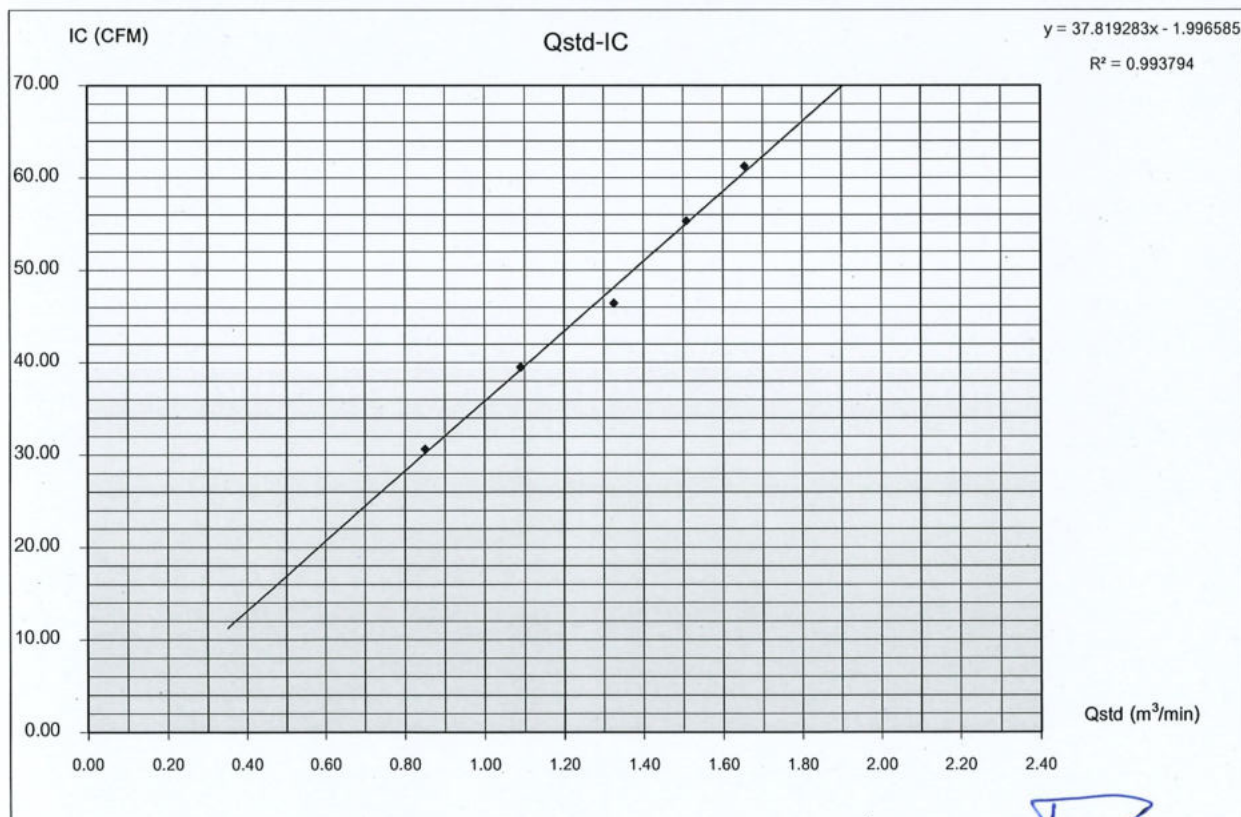
Sampler Location				Date	November 25, 2022
มูลนิธิธรรมกตัญญู (เขียนหลอใต้เทียนกง)				Start Time	11:44 AM
Sampler Number	TSP No.A25	Transfer Standard Type	Orifice	Stop Time	11:54 AM
Instrument Model	HIVOL-BBCBE	Calibrator Model	TE-5025A	Calibrated By	Mr.Tnisom Pariman
Motor Serial Number	2152	Calibrator Serial Number	3360		
Recorder Serial Number	2411				

Plate No.	(Delta H)			(A)	(X)	(I)	(Y)	Temperature	Barometric Pressure	Start Meter	Stop Meter
	Positive	Negative	ΔH_2O	$[\Delta H_2O(Pa/P_{std})(T_{std}/T_a)]^{1/2}$	$Q_{std} = (1/m)[(A-b)]$ (m ³ /min)	sample Flow Rate Indication (ft ³ /min)	$IC = [(Pa/P_{std})(T_{std}/T_a)]^{1/2}$	(°K = °C+273)	(mmHg)		
5	1.4	1.4	2.8	1.65345	0.85101	31.0	30.63	304.0	757.0		
7	2.3	2.3	4.6	2.11929	1.09051	40.0	39.53	304.0	757.0		
10	3.4	3.4	6.8	2.57672	1.32568	47.0	46.44	304.0	757.0		
13	4.4	4.4	8.8	2.93126	1.50796	56.0	55.34	304.0	757.0		
18	5.3	5.3	10.6	3.21711	1.65492	62.0	61.26	304.0	757.0		
Linear Regression Y ON X : Y= mX + b								Average	304.0	757.0	

1	Slope (m)	1.94506	Linear Equation			r^2	0.993794	Pstd(mmHg)	760.0
2	Intercept (b)	-0.00181	Set Point Flow Rate (X) (m ³ /min)		1.133	r	0.9968922	T _{NTP}	298.0
3	Correlation Coefficient (r)	0.99999	Final Set Flow Rate = (I)		0	(Pa/Pstd)*(Tstd/Ta)			0.976393698
Result								C=(Pa/Pstd)*(Tstd/Ta)^0.5	0.988126357

COMMENT

Andersen Instruments, Inc.



Checked By

(Mr.Prayun Detkla)

Technician

Approved By

(Mr.Panupon Podang)

Environmental Scientist

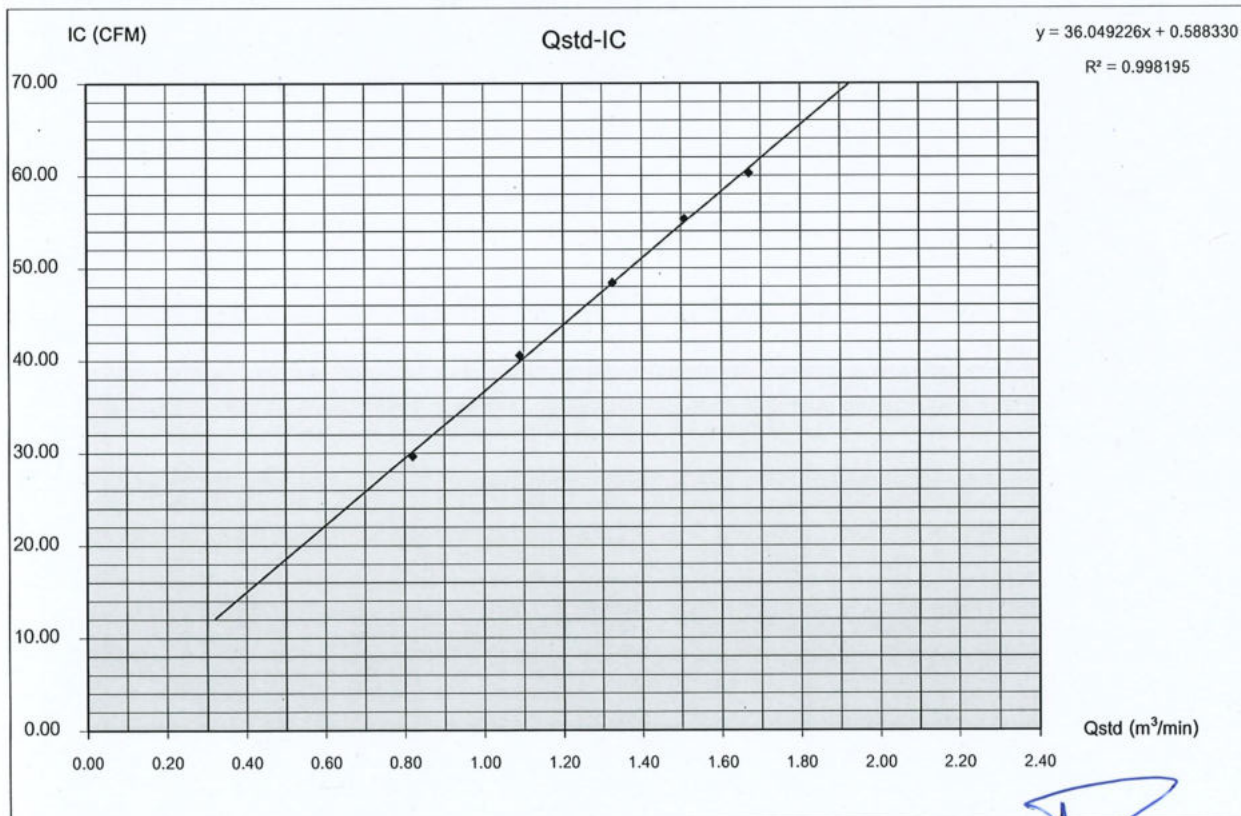
PM10 HIGH VOLUME AIR SAMPLER CALIBRATION REPORT

Sampler Location				Date	November 25, 2022
มูลนิธิธรรมกตัญญู (เรียนนพลอได้เขียนทง)				Start Time	11:55 AM
Sampler Number	PM-10 No.21	Transfer Standard Type	Orifice	Stop Time	12:05 PM
Instrument Model	HIVOL-BMBBE	Calibrator Model	TE-5025A	Calibrated By	Mr.Tnisom Pariman
Motor Serial Number	2132	Calibrator Serial Number	3360		
Recorder Serial Number	2392				

Plate No.	(Delta H)			(A)	(X)	(I)	(Y)	Temperature	Barometric Pressure	Start Meter	Stop Meter
	Pressure Drop Across Orifice (inH ₂ O)			$[\Delta H_2O(Pa/P_{std})(T_{std}/Ta)]^{1/2}$	$Q_{std} = (1/m)[(A-b)]$	sample Flow Rate Indication	$IC = I[(Pa/P_{std})(T_{std}/Ta)]^{1/2}$	(*K = °C+273)	(mmHg)		
	Positive	Negative	ΔH_2O		(m ³ /min)	(ft ³ /min)					
5	1.3	1.3	2.6	1.59331	0.82009	30.0	29.64	304.0	757.0		
7	2.3	2.3	4.6	2.11929	1.09051	41.0	40.51	304.0	757.0		
10	3.4	3.4	6.8	2.57672	1.32568	49.0	48.42	304.0	757.0		
13	4.4	4.4	8.8	2.93126	1.50796	56.0	55.34	304.0	757.0		
18	5.4	5.4	10.8	3.24731	1.67045	61.0	60.28	304.0	757.0		
Linear Regression Y ON X : Y= mX + b							Average	304.0	757.0		
1	Slope (m)			1.94506	Linear Equation			r^2	0.998195	Pstd(mmHg)	760.0
2	Intercept (b)			-0.00181	Set Point Flow Rate (X) (m ³ /min)		1.133	r	0.9990971	T _{HTP}	298.0
3	Correlation Coefficient (r)			0.99999	Final Set Flow Rate = (I)		0	(Pa/Pstd)*(Tstd/Ta)			0.976393698
Result								C=(Pa/Pstd)*(Tstd/Ta)^0.5			0.988126357

COMMENT

Andersen Instruments, Inc.



Checked By

(Mr.Prayun Detkla)

Technician

Approved By

(Mr.Pantupon Podang)

Environmental Scientist

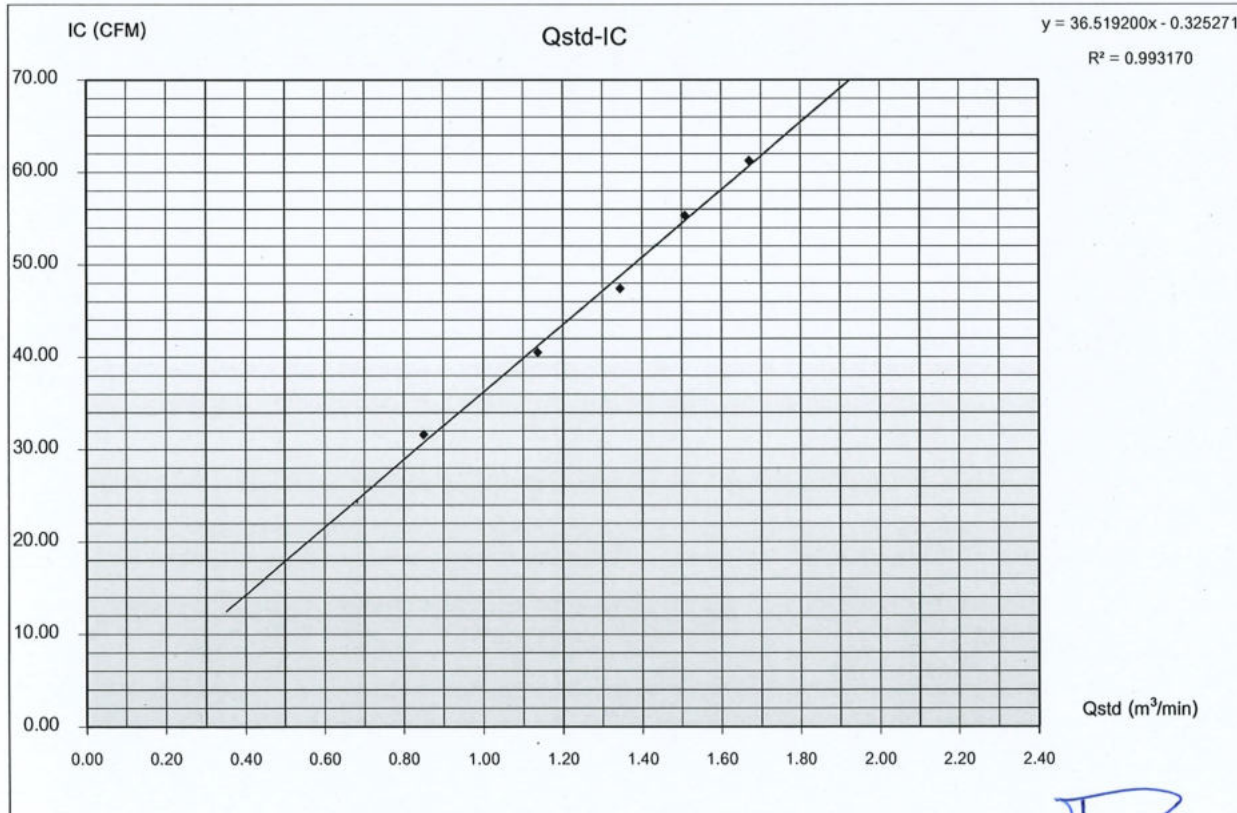
TSP HIGH VOLUME AIR SAMPLER CALIBRATION REPORT

Sampler Location				Date	November 25, 2022
ศูนย์บริการสาธารณสุข เทศบาลบางปู				Start Time	12:26 PM
Sampler Number	TSP No.A1	Transfer Standard Type	Orifice	Stop Time	12:36 PM
Instrument Model	HIVOL-BBCBE	Calibrator Model	TE-5025A	Calibrated By	Mr.Tnisom Pariman
Motor Serial Number	3680	Calibrator Serial Number	3360		
Recorder Serial Number	954				

Plate No.	(Delta H)			(A) $[\Delta H_2O(Pa/P_{std})(T_{std}/Ta)]^{1/2}$	(X) Qstd = (1/m)[(A-b)] (m ³ /min)	(I) ample Flow Rate Indicato (ft ³ /min)	(Y) IC = I[(Pa/P _{std})(T _{std} /Ta)] ^{1/2}	Temperature (°K = °C+273)	Barometric Pressure (mmHg)	Start Meter	Stop Meter	
	Positive	Negative	ΔH ₂ O									
	5	1.4	1.4									2.8
7	2.5	2.5	5.0	2.20952	1.13689	41.0	40.51	304.0	757.0			
10	3.5	3.5	7.0	2.61434	1.34502	48.0	47.43	304.0	757.0			
13	4.4	4.4	8.8	2.93126	1.50796	56.0	55.34	304.0	757.0			
18	5.4	5.4	10.8	3.24731	1.67045	62.0	61.26	304.0	757.0			
Linear Regression Y ON X : Y= mX + b								Average	304.0	757.0		
1	Slope (m)			1.94506	Linear Equation			r ²	0.993170	Pstd(mmHg)	760.0	
2	Intercept (b)			-0.00181	Set Point Flow Rate (X) (m ³ /min)		1.133	r	0.9965791	T _{NTP}	298.0	
3	Correlation Coefficient (r)			0.99999	Final Set Flow Rate = (I)		0	(Pa/Pstd)*(Tstd/Ta)			0.976393698	
Result									C=(Pa/Pstd)*(Tstd/Ta)^0.5			0.988126357

COMMENT

Andersen Instruments, Inc.



Checked By

(Mr.Prayun Detkla)

Technician



Approved By

(Mr.Panupon Podang)

Environmental Scientist

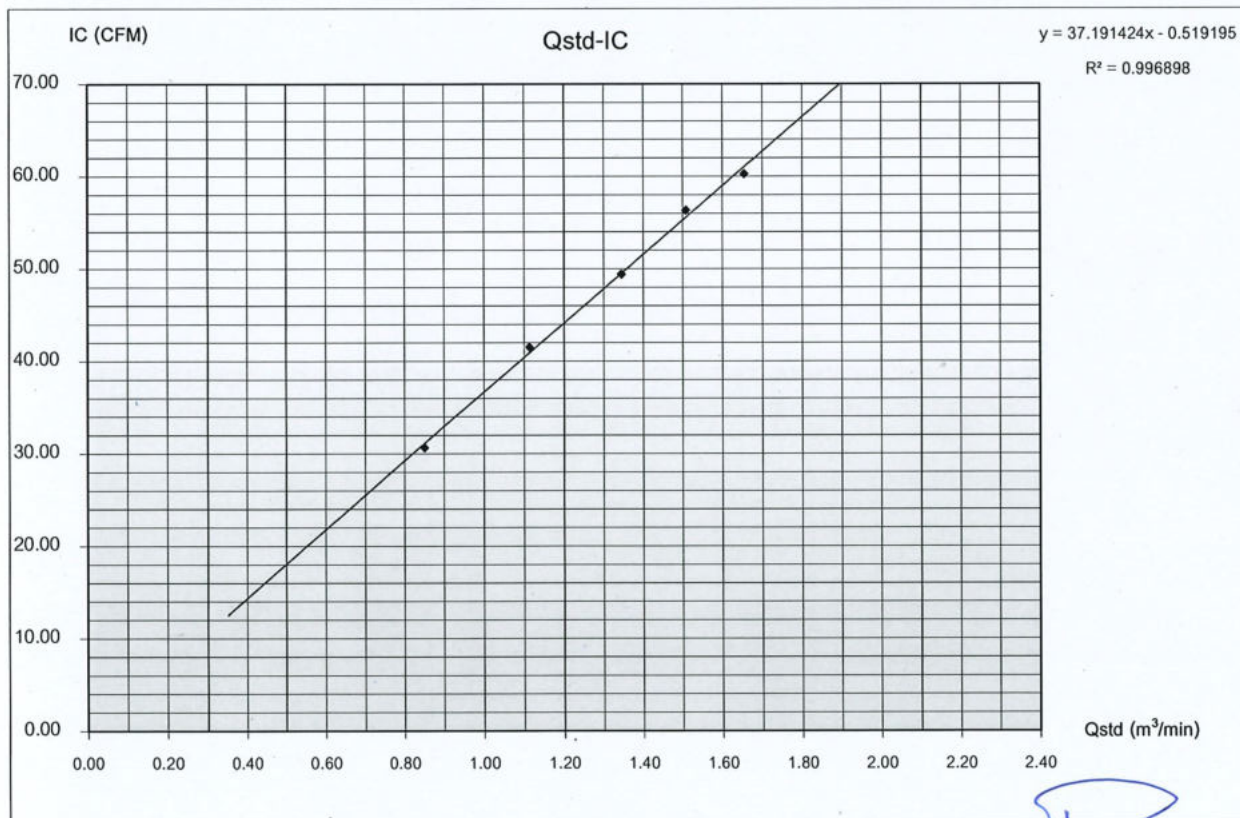
PM10 HIGH VOLUME AIR SAMPLER CALIBRATION REPORT

Sampler Location				Date	November 25, 2022
ศูนย์บริการสาธารณสุข เทศบาลบางปู				Start Time	12:16 PM
Sampler Number	PM-10 No.24	Transfer Standard Type	Orifice	Stop Time	12:26 PM
Instrument Model	HIVOL-BMBBE	Calibrator Model	TE-5025A	Calibrated By	Mr.Tnisorn Pariman
Motor Serial Number	2149	Calibrator Serial Number	3360		
Recorder Serial Number	2407				

Plate No.	(Delta H)			(A) $[\Delta H_2O(Pa/P_{std})(T_{std}/Ta)]^{1/2}$	(X) $Q_{std} = (1/m)[(A-b)]$ (m ³ /min)	(I) ample Flow Rate Indication (ft ³ /min)	(Y) $IC = I[(Pa/P_{std})(T_{std}/Ta)]^{1/2}$	Temperature (*K = °C+273)	Barometric Pressure (mmHg)	Start Meter	Stop Meter
	Positive	Negative	ΔH ₂ O								
5	1.4	1.4	2.8	1.65345	0.85101	31.0	30.63	304.0	757.0		
7	2.4	2.4	4.8	2.16488	1.11394	42.0	41.50	304.0	757.0		
10	3.5	3.5	7.0	2.61434	1.34502	50.0	49.41	304.0	757.0		
13	4.4	4.4	8.8	2.93126	1.50796	57.0	56.32	304.0	757.0		
18	5.3	5.3	10.6	3.21711	1.65492	61.0	60.28	304.0	757.0		
Linear Regression Y ON X : Y= mX + b							Average	304.0	757.0		
1	Slope (m)			1.94506	Linear Equation			r ²	0.996898	Pstd(mmHg)	760.0
2	Intercept (b)			-0.00181	Set Point Flow Rate (X) (m ³ /min)		1.133	r	0.9984478	T _{NTP}	298.0
3	Correlation Coefficient (r)			0.99999	Final Set Flow Rate = (I)		0	(Pa/Pstd)*(Tstd/Ta)			0.976393698
Result								C=(Pa/Pstd)*(Tstd/Ta)^0.5			0.988126357

COMMENT

Andersen Instruments, Inc.



Checked By

(Mr.Prayun Detkla)
Technician

Approved By

(Mr.Panupon Podang)
Environmental Scientist

Certificate of Calibration

Calibration Certification Information

Cal. Date: February 8, 2022 Rootsmeter S/N: 438320 Ta: 294 °K
Operator: Jim Tisch Pa: 750.3 mm Hg
Calibration Model #: TE-5025A Calibrator S/N: **3360**

Run	Vol. Init (m3)	Vol. Final (m3)	ΔVol. (m3)	ΔTime (min)	ΔP (mm Hg)	ΔH (in H2O)
1	1	2	1	1.3680	3.2	2.00
2	3	4	1	0.9650	6.4	4.00
3	5	6	1	0.8600	8.0	5.00
4	7	8	1	0.8180	8.9	5.50
5	9	10	1	0.6760	12.9	8.00

Data Tabulation

Vstd (m3)	Qstd (x-axis)	$\sqrt{\Delta H \left(\frac{Pa}{Pstd} \right) \left(\frac{Tstd}{Ta} \right)}$ (y-axis)	Va	Qa (x-axis)	$\sqrt{\Delta H \left(\frac{Ta}{Pa} \right)}$ (y-axis)
0.9964	0.7284	1.4147	0.9957	0.7279	0.8853
0.9922	1.0281	2.0007	0.9915	1.0274	1.2519
0.9900	1.1512	2.2368	0.9893	1.1504	1.3997
0.9888	1.2088	2.3460	0.9881	1.2080	1.4680
0.9835	1.4549	2.8294	0.9828	1.4539	1.7705
QSTD	m=	1.94506	QA	m=	1.21796
	b=	-0.00181		b=	-0.00113
	r=	0.99999		r=	0.99999

Calculations

Vstd = $\Delta Vol \left(\frac{Pa - \Delta P}{Pstd} \right) \left(\frac{Tstd}{Ta} \right)$ Va = $\Delta Vol \left(\frac{Pa - \Delta P}{Pa} \right)$
Qstd = Vstd / ΔTime Qa = Va / ΔTime

For subsequent flow rate calculations:

$$Qstd = 1/m \left(\left(\sqrt{\Delta H \left(\frac{Pa}{Pstd} \right) \left(\frac{Tstd}{Ta} \right)} \right) - b \right) \quad Qa = 1/m \left(\left(\sqrt{\Delta H \left(\frac{Ta}{Pa} \right)} \right) - b \right)$$

Standard Conditions

Tstd:	298.15 °K
Pstd:	760 mm Hg
Key	
ΔH: calibrator manometer reading (in H2O)	
ΔP: rootsmeter manometer reading (mm Hg)	
Ta: actual absolute temperature (°K)	
Pa: actual barometric pressure (mm Hg)	
b: intercept	
m: slope	

RECALIBRATION

US EPA recommends annual recalibration per 1998 40 Code of Federal Regulations Part 50 to 51, Appendix B to Part 50, Reference Method for the Determination of Suspended Particulate Matter in the Atmosphere, 9.2.17, page 30



PLAY SOLUTION

PLAY SOLUTION TECHNOLOGY COMPANY LIMITED

179/75 Nawong Pracha Pattana Road, Sikan, Donmuang, Bangkok 10210

Tel.: +66 2 011 0505, Fax: +66 2 010 7700

www.playsotec.com



NSC-TISI-TIS17025
CALIBRATION 0378

CERTIFICATE OF CALIBRATION

Customer

Certificate no. PST-0001-22

Page no. 1 of 3

Company : ENVIRONMENT RESEARCH & TECHNOLOGY CO.,LTD.
Address : 25/114 Moo 6 Soi Chinaket 1, Ngamwongwan Road, Toongsonghong,
City / Province : Laksi, Bangkok
Zip/Postal : 10210

Device

Equipment : Electronic Balance Capacity : 220 g
Manufacturer : METTLER TOLEDO Readability : 0.0001 g
Model : AB204-S ID No. : ERTC-L-In-0048
Serial No. : 1123103723

Environment Conditions

Location of Calibration : Calibration Laboratory at Play Solution Technology Co.,Ltd
Ambient Temperature : 25.9 (°C)
Relative Humidity : 53.1 (%RH)
Barometric Pressure : 1011.5 (mba)
Calibration Procedure : This Calibration was conducted by using In-House calibration procedure number CP-M-001 base on "UKAS LAB 14"
Comment :

Date of Receipt : January 4, 2022

Date of Calibration : January 4, 2022

Issue Date : January 4, 2022

Calibrated by : Kittichai R.
(Kittichai Rattanatham)
Calibrator

Approved by : K. R.
(Kittichai Rattanatham)
Approved Signature

The reported uncertainty is based on a standard uncertainty multiplied by a coverage factor $k=2$, providing a level of confidence of approximately 95%

This Certificate is issued in accordance with the conditions of accreditation granted by Thai Laboratory Accreditation scheme which has assessed the measurement capability of the laboratory and is traceability to recognize national standards and to the unit of measurement realized at the corresponding national standard laboratory. This certificate may not be reproduced other than in full except with the prior written approval prior written approval of the calibration center, Play Solution Technology Co.,Ltd



PLAY SOLUTION TECHNOLOGY COMPANY LIMITED
179/75 Nawong Pracha Pattana Road, Sikan, Donmuang, Bangkok 10210
Tel.:+66 2 011 0505, Fax:+66 2 010 7700
www.playsotec.com



CERTIFICATE OF CALIBRATION

Result of Calibration : Without Adjustment

Certificate no. PST-0001-22

Page no. 2 of 3

1. Repeatability

Weighing Rang 1 (g)	Norminal Value (g)	Standard Deviation (g)
Max.capacity 220	200	0.00005

Weighing Rang 2 (g)	Norminal Value (g)	Standard Deviation (g)
Max.capacity		

2. Linearity, Departure of Indication from nominal value

Weighing Range 1

Norminal Value (g)	Standard Value (g)	Indication (g)	Error of Indication (g)	Expanded Uncertainty (g)	Factor k
0.001	0.00100	0.0010	0.0000	0.00011	2.07
0.01	0.01000	0.0100	0.0000	0.00011	2.07
0.1	0.10001	0.1000	0.0000	0.00011	2.07
1	1.00001	1.0000	0.0000	0.00011	2.06
5	5.00002	5.0000	0.0000	0.00011	2.06
10	10.00001	10.0000	0.0000	0.00011	2.05
50	50.00003	50.0000	0.0000	0.00013	2.03
100	100.00004	100.0001	0.0001	0.00018	2.00
150	150.00007	150.0001	0.0000	0.00024	2.00
200	200.00006	200.0002	0.0001	0.00031	2.00

Weighing Range 2

Norminal Value (g)	Standard Value (g)	Indication (g)	Error of Indication (g)	Expanded Uncertainty (g)	Factor k

The given extended measurement uncertainty is the standard uncertainty of the measurement multiplied by cover factor ,k as per listed in table above, which corresponds to a confidene level of about 95%



PLAY SOLUTION

PLAY SOLUTION TECHNOLOGY COMPANY LIMITED

179/75 Nawong Pracha Pattana Road, Sikan, Donmuang, Bangkok 10210

Tel.: +66 2 011 0505, Fax: +66 2 010 7700

www.playsotec.com

NSC-TISI-TIS17025
CALIBRATION 0378

CERTIFICATE OF CALIBRATION

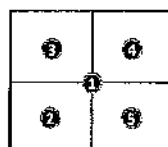
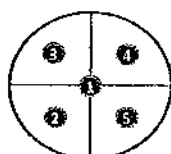
Result of Calibration

Certificate no. PST-0001-22

Page no. 3 of 3

3. Eccentricity

Test load at least 1/3 of the maximum capacity, typically placed between 1/2 and 1/3 of the distance from the centre of the load receptor to the edge.



Weighing Range 1

Test Load : 100 (g)

Position	Indication (g)
1	100.0001
2	100.0001
3	100.0002
4	100.0001
5	100.0002
Max.Deviation	0.0001

Weighing Range 2

Test Load : (g)

Position	Indication (g)
Max.Deviation	

Standard method

The calibration was performed by using calibration laboratory's in-house calibration method : CP-M-001 based on "UKAS LAB 14 : Calibration of weighing machine" : edition 6 | October 2019

Reference standards instrument

Instrument	OIML Class	S/N	Certificate No.	Due Date
Standard Weight Set	E2	4000021952	MM-0183-20	December 8, 2022
Standard Weight Set	-	-	-	-
Standard Weight Set	-	-	-	-
Standard Weight Set	-	-	-	-

Measurement Uncertainty

The given measurement uncertainty is the standard of the measurement multiplied by an extension factor k which corresponds to a confidence level of about 95% for a normal distribution. The standard uncertainty was calculated according to M3003

Traceability : The measurement is traceable to national standard, which realize the physical unit of measurement (SI)

- National Institute of Metrology (Thailand) through Calibration Laboratory

END OF REPORT

Calibration Data of NOx Analyzer

Analyzer Performance Test

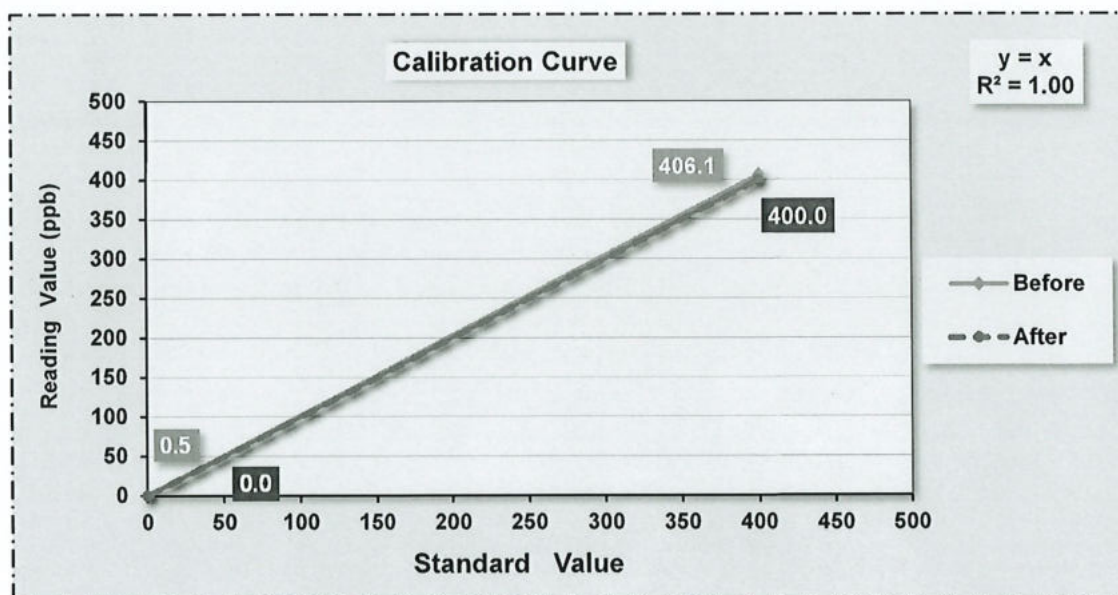
Equipment	Gas Analyzer (NOx)	Customer Name	โพธิ์เกียรติ์ คอนซัลแตนต์
Manufacture	API	Location	Envi Research
Model	200A	Scientist	Panupon
Serial No.	068	Calibration Date	November 11, 2022
Analyzer Unit	ppb	Time	2:59 PM

Instruments for Calibration

Instruments	Manufacture	Model	Serial Number
Zero Air Supply	Thermo Env.	111	0700419829
Dynamic Dilution Calibrator	Tanabyte	300T	0172
Standard Gas Components	CO = 4,516 ppm		
Cylinder No : EB0123013	NO = 55.3 ppm		
Expire Date : Oct 22, 2027	SO ₂ = 54.9 ppm		

Single Point Calibration

Standard Gas	Standard Gas Value	Analyzer Value								% Abs Error
		NO _x (ppb)		NO (ppb)		NO ₂ (ppb)		Stability		
		Before	After	Before	After	Before	After	Before	After	
Zero	0	0.5	0.0	0.5	0.0	0.0	0.0	-	-	-
Span	400	406.6	405.0	406.1	400.0	0.5	5.0	-	-	1.5



STATUS TEST AND VALIDATION OF NO_x ANALYZER MODEL 200A

Parameter	Display As	Unit	Observed Value		Nominal Range
			Before Adjust	After Adjust	
Range	RANGE	ppb	500	500	0 - 500 standard
Stability	STABIL	ppb	1.90	0.20	< 2 with zero air
Sample Flow	SAMP FL	cc / min	456.00	456.00	500 +/- 50
Ozone Flow	OZONE FL	cc / min	78.00	78.00	80 +/- 10
PMT signal	PMT	mV	145.00	144.60	0 to 5,000
Auto - Zero	AZERO	mV	145.0	145.0	-20 to 150
High Voltage Power Supply	HVPS	V	792.00	792.00	450 to 900
Reaction Cell Temperature	RCELL TEMP	°C	49.70	49.80	50 +/- 1
Box Temperature	BOX TEMP	°C	31.50	31.40	Ambient temp.+3 / -7
PMT Temperature	PMT TEMP	°C	6.20	6.40	7 +/- 1
Converter Temperature	MOLY TEMP	°C	315.10	315.40	315 +/- 5
Reaction Cell Pressure	RCEL	In - Hg - A	10.00	10.00	2 to 10 (Constant)
Sample Pressure	SAMP	In - Hg - A	30.20	30.40	Ambient - 1 (Constant)
NO _x Slope	NO _x SLOPE	-	1.103	1.103	1.000 +/- 0.300
NO _x Offset	NO _x OFFSET	mV	-3.40	-3.40	0 +/- 20
NO Slope	NO SLOPE	-	1.116	1.116	1.000 +/- 0.300
NO Offset	NO OFFSET	mV	-5.70	-5.70	0 +/- 20

Calibrate By :




(MR.PANUPON PODANG)

November 11, 2022



Checked By :



(MS.SUTATIP IM-NOI)

November 11, 2022

Calibration Data of NOx Analyzer

Analyzer Performance Test

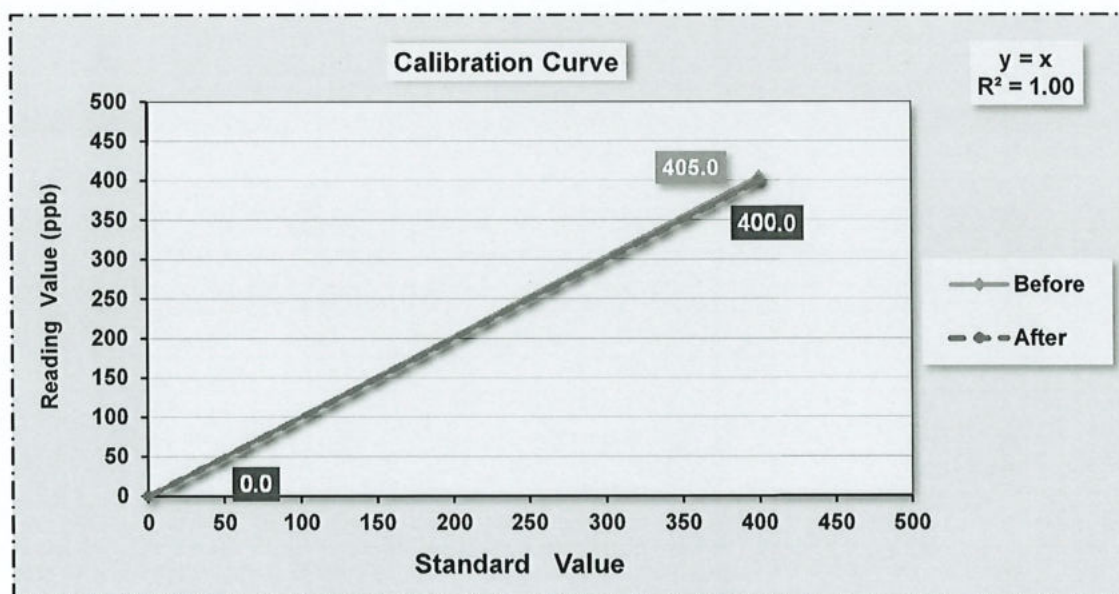
Equipment	Gas Analyzer (NOx)	Customer Name	โพธิ์เกียรติ์ คอนซัลแตนต์
Manufacture	API	Location	Envi Research
Model	200A	Scientist	Panupon
Serial No.	1975	Calibration Date	November 14, 2022
Analyzer Unit	ppb	Time	3:37 PM

Instruments for Calibration

Instruments	Manufacture	Model	Serial Number
Zero Air Supply	Thermo Env.	111	0700419829
Dynamic Dilution Calibrator	Tanabyte	300T	0172
Standard Gas Components	CO = 4,516 ppm		
Cylinder No : EB0123013	NO = 55.3 ppm		
Expire Date : Oct 22, 2027	SO ₂ = 54.9 ppm		

Single Point Calibration

Standard Gas	Standard Gas Value	Analyzer Value								% Abs Error
		NO _x (ppb)		NO (ppb)		NO ₂ (ppb)		Stability		
		Before	After	Before	After	Before	After	Before	After	
Zero	0	-0.1	0.0	-0.1	0.0	0.0	0.0	-	-	-
Span	400	435.6	405.0	405.0	400.0	30.6	5.0	-	-	1.3



STATUS TEST AND VALIDATION OF NO_x ANALYZER MODEL 200A

Parameter	Display As	Unit	Observed Value		Nominal Range
			Before Adjust	After Adjust	
Range	RANGE	ppb	500	500	0 - 500 standard
Stability	STABIL	ppb	0.20	1.00	< 2 with zero air
Sample Flow	SAMP FL	cc / min	476.00	470.00	500 +/- 50
Ozone Flow	OZONE FL	cc / min	79.00	79.00	80 +/- 10
PMT signal	PMT	mV	43.40	57.60	0 to 5,000
Auto - Zero	AZERO	mV	35.8	354.0	-20 to 150
High Voltage Power Supply	HVPS	V	790.00	790.00	450 to 900
Reaction Cell Temperature	RCELL TEMP	°C	50.50	49.90	50 +/- 1
Box Temperature	BOX TEMP	°C	36.40	36.60	Ambient temp.+3 / -7
PMT Temperature	PMT TEMP	°C	6.90	6.80	7 +/- 1
Converter Temperature	MOLY TEMP	°C	314.40	314.90	315 +/- 5
Reaction Cell Pressure	RCEL	In - Hg - A	7.30	7.40	2 to 10 (Constant)
Sample Pressure	SAMP	In - Hg - A	31.00	30.60	Ambient - 1 (Constant)
NO _x Slope	NO _x SLOPE	-	1.106	1.099	1.000 +/- 0.300
NO _x Offset	NO _x OFFSET	mV	-1.80	-1.80	0 +/- 20
NO Slope	NO SLOPE	-	1.014	0.996	1.000 +/- 0.300
NO Offset	NO OFFSET	mV	-0.40	-0.40	0 +/- 20

Calibrate By :

(MR.PANUPON PODANG)

November 14, 2022



Checked By :

(MS.SUTATIP IM-NOI)

November 14, 2022

Calibration Data of NOx Analyzer

Analyzer Performance Test

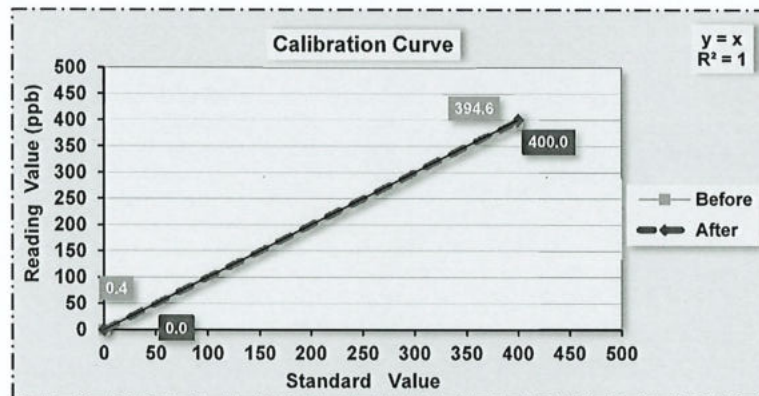
Equipment	Gas Analyzer (NOx)	Customer Name	โพธิ์เพียร คอนซัลแตนต์
Manufacture	HORIBA	Location	Envi Research
Model	APNA-370	Scientist	Panupon
Serial No.	NT2CRTL2	Calibration Date	November 11, 2022
Analyzer Unit	ppb	Time	3:00 PM

Instruments for Calibration

Instruments	Manufacture	Model	Serial Number
Zero Air Supply	Thermo Env.	111	0700419829
Dynamic Dilution Calibrator	Tanabyte	300T	0172
Standard Gas Components	CO = 4,516 ppm		
Cylinder No : EB0123013	NO = 55.3 ppm		
Expire Date : Oct 22, 2027	SO ₂ = 54.9 ppm		

Single Point Calibration

Standard Gas	Standard Gas Value	Analyzer Value								% Abs Error
		NO _x (ppb)		NO (ppb)		NO ₂ (ppb)		Stability		
		Before	After	Before	After	Before	After	Before	After	
Zero	0	0.2	0.0	0.4	0.0	-0.2	0.0	-	-	-
Span	400	395.3	400.0	394.6	400.0	0.7	0.0	-	-	1.3



STATUS TEST AND VALIDATION OF NOx ANALYZER MODEL APNA-370

Parameter	Unit	Observed Value		Nominal Range
		Before Adjust	After Adjust	
Range	ppb	500	500	0 - 500 Standard
Signal NO	mV	0.3	0.5	Voltage of the measured NO value
Signal NOx	mV	10.1	10.4	Voltage of the measured NOx value
Detector	°C	41.4	41.3	43 °C ± 5 °C
Ambient	kPa	100.2	100.1	Current atmospheric pressure
DC 24V	V	23.5	23.5	24V ±0.5
DC 5V	V	5.0	5.0	5V ±0.5
NO Slope	-	1.28210	1.28210	0.50000 - 2.0000
NOx Slope	-	1.30020	1.30020	0.50000 - 2.0000

Calibrate By :

(MR.PANUPON PODANG)
November 11, 2022



Checked By :

(MS.SUTATIP IM-NOI)
November 11, 2022

Calibration Data of NOx Analyzer

Analyzer Performance Test

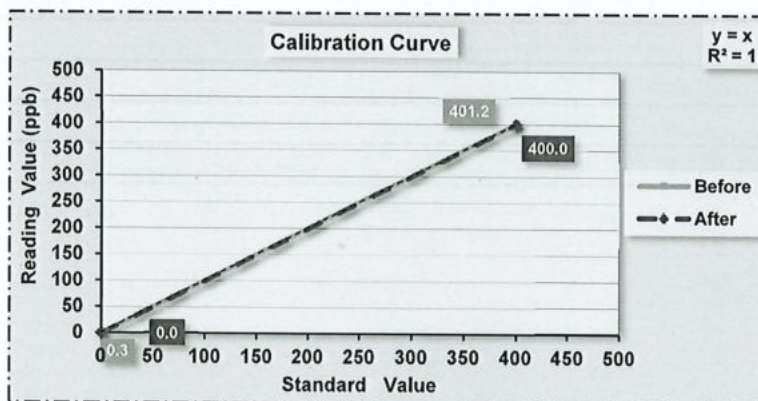
Equipment	Gas Analyzer (NOx)	Customer Name	โพธิ์เพชร คอนซัลแตนต์
Manufacture	HORIBA	Location	Envi Research
Model	APNA-370	Scientist	Panupon
Serial No.	AX7HSME0	Calibration Date	November 16, 2022
Analyzer Unit	ppb	Time	11:00 AM

Instruments for Calibration

Instruments	Manufacture	Model	Serial Number
Zero Air Supply	Thermo Env.	111	0700419829
Dynamic Dilution Calibrator	Tanabyte	300T	0172
Standard Gas Components	CO = 4,516 ppm		
Cylinder No : EB0123013	NO = 55.3 ppm		
Expire Date : Oct 22, 2027	SO ₂ = 54.9 ppm		

Single Point Calibration

Standard Gas	Standard Gas Value	Analyzer Value								% Abs Error
		NO _x (ppb)		NO (ppb)		NO ₂ (ppb)		Stability		
		Before	After	Before	After	Before	After	Before	After	
Zero	0	1.5	0.0	0.3	0.0	1.2	0.0	-	-	-
Span	400	401.8	400.0	401.2	400.0	0.6	0.0	-	-	0.3



STATUS TEST AND VALIDATION OF NOx ANALYZER MODEL APNA-370

Parameter	Unit	Observed Value		Nominal Range
		Before Adjust	After Adjust	
Range	ppb	500	500	0 - 500 Standard
Signal NO	mV	1.4	1.3	Voltage of the measured NO value
Signal NOx	mV	23.4	22.9	Voltage of the measured NOx value
Detector	°C	40.0	40.1	43 °C ± 5 °C
Ambient	kPa	101.0	100.9	Current atmospheric pressure
DC 24V	V	23.6	23.6	24V ±0.5
DC 5V	V	5.0	5.0	5V ±0.5
NO Slope	-	1.41960	1.40950	0.50000 - 2.0000
NOx Slope	-	1.24410	1.24350	0.50000 - 2.0000

Calibrate By :

(MR.PANUPON PODANG)
November 16, 2022

Checked By :

(MS.SUTATIP IM-NOI)
November 16, 2022

Calibration Data of SO₂ Analyzer

Analyzer Performance Test

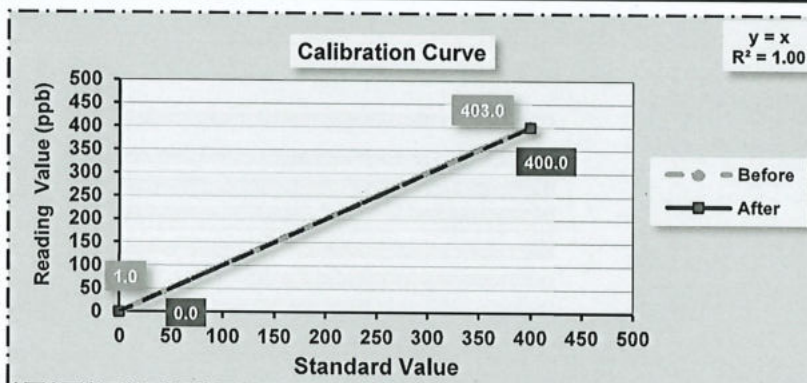
Equipment	Gas Analyzer (SO ₂)	Customer Name	โพธิ์เกียรติ์ คอนซัลแตนต์
Manufacture	Thermo	Location	Envi Research
Model	43i-BNSAA	Scientist	Panupon
Serial No.	CM14430001	Calibration Date	November 22, 2022
Analyzer Unit	ppb	Time	5:46 PM

Instruments for Calibration

Instruments	Manufacture	Model	Serial Number
Zero Air Supply	Thermo Env.	111	0700419829
Dynamic Dilution Calibrator	Tanabyte	300T	0172
Standard Gas Components	CO = 4,516 ppm		
Cylinder No : EB0123013	NO = 55.3 ppm		
Expire Date : Oct 22, 2027	SO ₂ = 54.9 ppm		

Single Point Calibration

Standard Gas	Standard Gas Value	Analyzer Value (ppb)		Stability		% Abs Error
		Before	After	Before	After	
Zero	0	1.0	0.0	-	-	-
Span	400	403.0	400.0	-	-	0.8



STATUS TEST AND VALIDATION OF SO₂ ANALYZER MODEL 43i-BNSAA

Parameter	Display As	Unit	Observed Value		Nominal Range
			Before Adjust	After Adjust	
Range	RANGE	ppb	500	500	0 - 500 standard
Internal Temperature	INTERNAL	°C	33.9	34.0	8.0 °C to 45.0 °C
Chamber Temp	CHAMBER	°C	45.1	45.0	43.0 °C to 47.0 °C
Pressure	PRESSURE	mmHg	724.1	725.0	400.0 to 1,000
Sample Flow	SAMP FLOW	LPM	0.482	0.483	0.350 to 0.750
Lamp Intensity	LAMP INTENSITY	%	90	90	20 to 100
Lamp Voltage	LAMP VOLTAGE	V	1045	1045	500 to 1200
SO ₂ Concentration	SO ₂ CONCENTRATION	ppb	3.0	2.1	0 to 10,000
Motherboard Status	MOTHERBOARD STATUS	-	OK	OK	OK
Interface Status	INTERFACE STATUS	-	OK	OK	OK

Calibrate By :

(MR.PANUPON PODANG)
November 22, 2022

Checked By :

(MS.SUTATIP IM-NOI)
November 22, 2022

Calibration Data of SO₂ Analyzer

Analyzer Performance Test

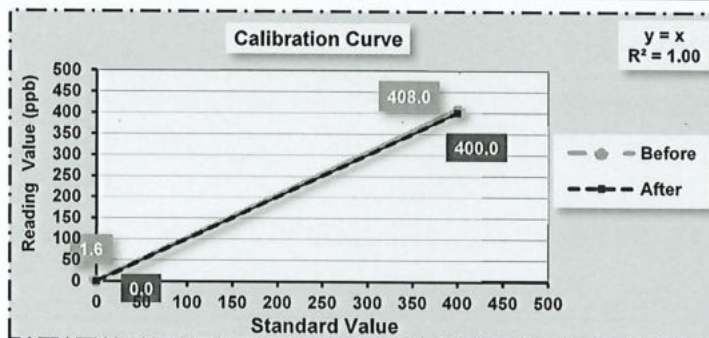
Equipment	Gas Analyzer (SO ₂)	Customer Name	โพธิ์เกียรติ์ คอนซัลแตนต์
Manufacture	Horiba	Location	Envi Research
Model	APSA-370	Scientist	Panupon
Serial No.	X7L602W6	Calibration Date	November 17, 2022
Analyzer Unit	ppb	Time	4:04 PM

Instruments for Calibration

Instruments	Manufacture	Model	Serial Number
Zero Air Supply	Thermo Env.	111	0700419829
Dynamic Dilution Calibrator	Tanabyte	300T	0172
Standard Gas Components	CO = 4,516 ppm		
Cylinder No : EB0123013	NO = 55.3 ppm		
Expire Date : Oct 22, 2027	SO ₂ = 54.9 ppm		

Single Point Calibration

Standard Gas	Standard Gas Value	Analyzer Value (ppb)		Stability		% Abs Error
		Before	After	Before	After	
Zero	0	1.6	0.0	-	-	-
Span	400	408.0	400.0	-	-	2.0



STATUS TEST AND VALIDATION OF SO₂ ANALYZER MODEL APSA-370

Parameter	Unit	Observed Value		Nominal Range
		Before Adjust	After Adjust	
Range	ppb	500	500	0 - 500 Standard
Signal (SO ₂)	mV	13.8	12.7	Voltage of the measured SO ₂ value
LAMP	mV	398.2	398.4	200 mV - 1200 mV
CELL	°C	34.0	32.1	Ambient temperature + 5 °C - 15 °C
PUMP	Kpa	45.3	45.4	65 kPa or less
AMBIENT	kPa	100.5	100.6	Current atmospheric pressure
DC 24V	V	23.9	23.9	24 V ±0.5 V
DC 5V	V	5.0	5.0	5 V ±0.5 V

Calibrate By :

(MR.PANUPON PODANG)

November 17, 2022

Checked By :

(MS.SUTATIP IM-NOI)

November 17, 2022

Calibration Data of SO₂ Analyzer

Analyzer Performance Test

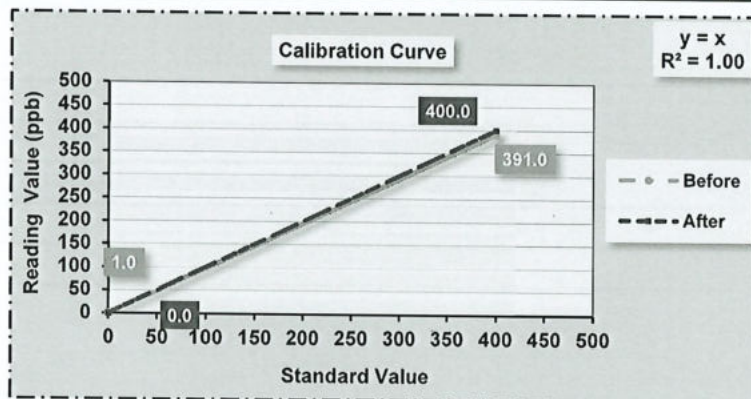
Equipment	Gas Analyzer (SO ₂)	Customer Name	โพธิ์เทียมร์ คอนซัลแตนต์
Manufacture	Thermo	Location	Envi Research
Model	43C	Scientist	Panupon
Serial No.	0335804029	Calibration Date	November 9, 2022
Analyzer Unit	ppb	Time	2:25 PM

Instruments for Calibration

Instruments	Manufacture	Model	Serial Number
Zero Air Supply	Thermo Env.	111	0700419829
Dynamic Dilution Calibrator	Tanabyte	300T	0172
Standard Gas Components	CO = 4,516 ppm		
Cylinder No : EB0123013	NO = 55.3 ppm		
Expire Date : Oct 22, 2027	SO ₂ = 54.9 ppm		

Single Point Calibration

Standard Gas	Standard Gas Value	Analyzer Value (ppb)		Stability		% Abs Error
		Before	After	Before	After	
Zero	0	1.0	0.0	-	-	-
Span	400	391.0	400.0	-	-	2.3



STATUS TEST AND VALIDATION OF SO₂ ANALYZER MODEL 43C

Parameter	Display As	Unit	Observed Value		Nominal Range
			Before Adjust	After Adjust	
Range	RANGE	ppb	500	500	0 - 500 standard
Internal Temperature	INTERNAL	°C	30.7	30.1	8.0 °C to 47.0 °C
Chamber Temp	CHAMBER	°C	43.8	43.8	43.0 °C to 47.0 °C
Pressure	PRESSURE	mmHg	274.8	724.7	400.0 to 1,000
Sample Flow	SAMP FLOW	LPM	0.644	0.644	0.350 to 1.000
Lamp Intensity	INTENSITY	Hz	26,628	26,574	20,000 to 50,000
Lamp Voltage	LAMP VOLTAGE	V	819	823	750 to 1,200
SO ₂ Concentration	SO ₂ CONCENTRATION	ppb	2.2	1.2	0 to 10,000
Motherboard Status	MOTHERBOARD STATUS	-	OK	OK	OK
Interface Status	INTERFACE STATUS	-	OK	OK	OK

Calibrate By :

(MR.PANUPON PODANG)
November 9, 2022

Checked By :

(MS.SUTATIP IM-NOI)
November 9, 2022

Calibration Data of SO₂ Analyzer

Analyzer Performance Test

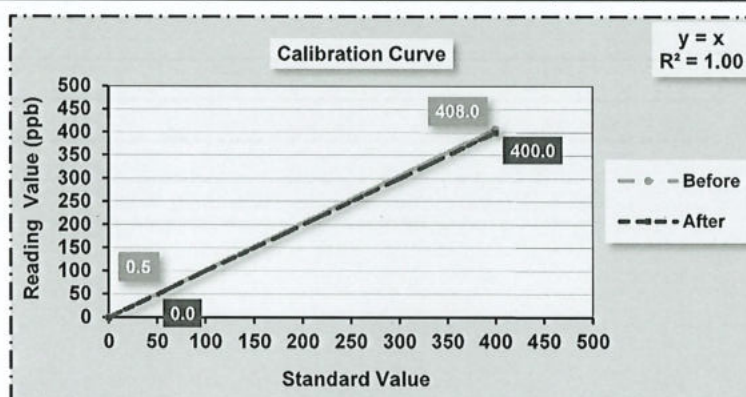
Equipment	Gas Analyzer (SO ₂)	Customer Name	โพธิ์เพชร คอนซัลแตนต์
Manufacture	Thermo	Location	Envi Research
Model	43C	Scientist	Panupon
Serial No.	60772-328/2	Calibration Date	November 11, 2022
Analyzer Unit	ppb	Time	2:43 PM

Instruments for Calibration

Instruments	Manufacture	Model	Serial Number
Zero Air Supply	Thermo Env.	111	0700419829
Dynamic Dilution Calibrator	Tanabyte	300T	0172
Standard Gas Components	CO = 4,516 ppm		
Cylinder No : EB0123013	NO = 55.3 ppm		
Expire Date : Oct 22, 2027	SO ₂ = 54.9 ppm		

Single Point Calibration

Standard Gas	Standard Gas Value	Analyzer Value (ppb)		Stability		% Abs Error
		Before	After	Before	After	
Zero	0	0.5	0.0	-	-	-
Span	400	408.0	400.0	-	-	2.0



STATUS TEST AND VALIDATION OF SO₂ ANALYZER MODEL 43C

Parameter	Display As	Unit	Observed Value		Nominal Range
			Before Adjust	After Adjust	
Range	RANGE	ppb	500	500	0 - 500 standard
Internal Temperature	INTERNAL	°C	33.9	33.7	8.0 °C to 47.0 °C
Chamber Temp	CHAMBER	°C	45.1	45	43.0 °C to 47.0 °C
Pressure	PRESSURE	mmHg	672.3	673.1	400.0 to 1,000
Sample Flow	SAMP FLOW	LPM	0.475	0.476	0.350 to 1.000
Lamp Intensity	INTENSITY	Hz	32,805	33,201	20,000 to 50,000
Lamp Voltage	LAMP VOLTAGE	V	900	900	750 to 1,200
SO ₂ Concentration	SO ₂ CONCENTRATION	ppb	2.7	1.3	0 to 10,000
Motherboard Status	MOTHERBOARD STATUS	-	OK	OK	OK
Interface Status	INTERFACE STATUS	-	OK	OK	OK

Calibrate By :

(MR.PANUPON PODANG)
November 11, 2022

Checked By :

(MS.SUTATIP IM-NOI)
November 11, 2022

CERTIFICATE OF ANALYSIS

Grade of Product: EPA Protocol

Part Number: E04NI99E15A0292 Reference Number: 160-401604495-1
Cylinder Number: EB0123013 Cylinder Volume: 144.4 Cubic Feet
Laboratory: 124 - Plumsteadville - PA Cylinder Pressure: 2015 PSIG
PGVP Number: A12019 Valve Outlet: 660
Gas Code: CO,NO,NOX,SO2,BALN Certification Date: Oct 22, 2019

Expiration Date: Oct 22, 2027

Certification performed in accordance with "EPA Traceability Protocol for Assay and Certification of Gaseous Calibration Standards (May 2012)" document EPA 600/R-12/531, using the assay procedures listed. Analytical Methodology does not require correction for analytical interference. This cylinder has a total analytical uncertainty as stated below with a confidence level of 95%. There are no significant impurities which affect the use of this calibration mixture. All concentrations are on a volume/volume basis unless otherwise noted.

Do Not Use This Cylinder below 100 psig, i.e. 0.7 megapascals.

ANALYTICAL RESULTS

Component	Requested Concentration	Actual Concentration	Protocol Method	Total Relative Uncertainty	Assay Dates
NOX	55.00 PPM	55.27 PPM	G1	+/- 0.8% NIST Traceable	10/14/2019, 10/22/2019
NITRIC OXIDE	55.00 PPM	55.27 PPM	G1	+/- 0.8% NIST Traceable	10/14/2019, 10/22/2019
SULFUR DIOXIDE	55.00 PPM	54.93 PPM	G1	+/- 0.9% NIST Traceable	10/14/2019, 10/22/2019
CARBON MONOXIDE	4500 PPM	4516 PPM	G1	+/- 0.6% NIST Traceable	10/14/2019
NITROGEN	Balance				

CALIBRATION STANDARDS

Type	Lot ID	Cylinder No	Concentration	Uncertainty	Expiration Date
NTRM	13010429	KAL004123	97.6 PPM NITRIC OXIDE/NITROGEN	+/- 0.8%	Jul 23, 2025
NTRM	13010429	KAL004123	97.6 PPM NOx/NITROGEN	+/- 0.8%	Jul 23, 2025
NTRM	16010235	KAL004419	97.69 PPM SULFUR DIOXIDE/NITROGEN	+/- 0.8%	Dec 23, 2021
NTRM	08012318	KAL004620	4857 PPM CARBON MONOXIDE/NITROGEN	+/- 0.6%	Jun 07, 2024

ANALYTICAL EQUIPMENT

Instrument/Make/Model	Analytical Principle	Last Multipoint Calibration
MKS FTIR - CO - 000928781	FTIR	Sep 26, 2019
MKS FTIR - NO - 000928781	FTIR	Oct 18, 2019
MKS FTIR - NOx - 000928781	FTIR	Oct 18, 2019
MKS FTIR - SO2 - 000928781	FTIR	Oct 03, 2019

Triad Data Available Upon Request

NOTES: Gross Weight: 28.0 Kg, Net Weight: 4.6 Kg.



Michael A. [Signature]
Approved for Release



THAI METEOROLOGICAL DEPARTMENT

4353 Sukhumvit, Bangna, Bangkok 10260 Tel. 081-454-2804, 0-2399-0469

Calibration Certificate

Issued by : Calibration & Test Section : Meteorological Instruments Bureau

Date of Issue 10 August, 2022

Certification No. 288/22

Page : 1 of 2

Object : Wind speed and wind direction

Manufacturer : Davis Instruments Inc.

Type : Weather Wizard III Product No. 7425

Serial No. : WC40801A97 ID No. : No.16

Customer : Environment Research & Technology Company Limited,
25/113-114 Moo 6 Soi Chinaket 1, Ngamwongwan Road,
Toongsonghong, Laksi, Bangkok 10210.

Calibration Condition : Temperature 25.1 °C Barometric Pressure 1005.2 hPa

NATIONAL STANDARD WIND TUNNEL :

: Micromanometer Theodor Friedrichs FC014 Serial No. 9310119

: HOOK GAGE NO 1425 Pitot Tube Theodor Friedrichs Type 0800.0000 serial 9023

N.I.S.T. Test Reference Number 731/241460 : Standard Velocity at 20 - 30 m/sec

: Ultrasonic Anemometer Model DA-650-3TV (sensor TR-90AH)

Serial Number 110730029 (sensor 120629586)

JAPAN QUALITY ASSURANCE ORGANIZATION

: Standard Velocity at 20 - 30 m/sec

Calibrated by :

Mr. Watcharapol Subwat

Mechanical Engineer

Signed :

Mr. Pisoon Promsut





THAI METEOROLOGICAL DEPARTMENT

4353 Sukhumvit, Bangna, Bangkok 10260 Tel. 081-454-2804, 0-2399-0469

The Result of Calibration

Certification No. 288/22

10 August, 2022

Page : 2 of 2


Standard Ultrasonic Anemometer m/sec	HOOK GAGE NO. 1425			TESTED ANEMOMETER	
	Pressure inches H ₂ O	Vacuum inches H ₂ O	Velocity m/sec	Velocity m/sec	Correction m/sec
1.00	-	-	-	0.9	0.10
3.02	-	-	-	2.7	0.32
5.00	-	-	-	4.9	0.10
7.04	-	-	-	6.7	0.34
9.02	-	-	-	8.5	0.52
11.01	-	-	-	10.7	0.31
13.01	-	-	-	13.0	0.01
15.01	-	-	-	14.8	0.21
17.02	-	-	-	17.0	0.02
20.02	-	-	-	19.7	0.32

Wind Aloft Plotting Board.	
US.DEPARTMENT OF COMMERCE WEATHER BUREAU	
WIND DIRECTION	TESTED WIND DIRECTION
0	0
90	90
180	180
270	270

Calibrated by :

Watcharapol

Mr. Watcharapol Subwat
Mechanical Engineer





THAILAND INSTITUTE OF SCIENTIFIC AND TECHNOLOGICAL RESEARCH (TISTR)

Request No. 21-65/0209

MTC No. EEL. BP. 129/1264

CALIBRATION CERTIFICATE

Submitted by : Environment Research & Technology Co., Ltd.
Address : 25/114 Moo 6, Soi Chinaket 1, Ngamwongwan Road, Toongsonghong, Laksi, Bangkok 10210.
Calibrated at : Electrical and Electronic Standards Laboratory, Industrial Metrology and Testing Service Centre.
: Soi 1C, Bangpoo Industrial Estate, Sukhumvit Rd., Muang, Samutprakan 10280.

Instrument Calibrated :**Ambient Environment**

Description : Precision Acoustic Calibrator
Manufacturer : Larson Davis
Model : CAL 200
Serial No. : 8413

Temperature : $(23 \pm 3) ^\circ\text{C}$
Relative Humidity : $(50 \pm 15) \%$
Ambient Pressure : $(101.325 \pm 1.500) \text{ kPa}$

Standards used : 1. Digital Function Synthesizer NF Electronic DF-193A S/N 122037.

2. Measuring Amplifier Bruel&Kjaer 2636 S/N 1537484.

3. Programmable Attenuator Tamagawa TPA-303A S/N OF 2214.

4. Digital Multimeter Agilent 34401A S/N MY44005560.

5. Pressure Transmitter Vaisala PTB202AD S/N T0650001.

6. Audio Analyzer Keithley 2015-P S/N 4106495.

7. Condenser Microphone Bruel&Kjaer 4180 S/N 2889871.

Calibration Procedure: CP-102-04 based on IEC 60942-2003. The sound pressure level of instrument was measured by standard microphone using an insert voltage technique.

This instrument has been calibrated against standards maintained at Electrical and Electronic Standards Laboratory (EEL), which are traceable to the International System of Units through the National Institute of Metrology (Thailand).

The information on actual reading is attached herewith and the uncertainty limits quoted refer to the measured values only.

Date of Receipt : 29 Dec. 2021

Date of Calibration : 6 Jan. 2022

1 / 3

The results relate only to the items tested/calibrated or value assigned.

Advertising the Report/Certificate and publicity of the results except in full are prohibited unless written permission is obtained from the governor of TISTR.

FM.BL.MTC.002 Rev.4

Head Office
35 Mu 3 Tambon Khlone Ha, Amphoe Khlong Luang,
Changwat Pathumthani 12120, Thailand
Tel. (66) 0 2577 9000
Fax. (66) 0 2577 9009
E-mail : rumpai@tistr.or.th Website:www.tistr.or.th

Office/Laboratory
Soi 1C, Bangpoo Industrial Estate, Sukhumvit Road,
Amphoe Muang, Changwat Samutprakan 10280, Thailand
Tel. (66) 0 2323 1672-80 ext. 115, 116
Fax. (66) 0 2323 9165
E-mail : mtc@tistr.or.th

Office
196 Phahonyothin Road, Chatuchak, Bangkok 10900,
Thailand
Tel. (66) 0 2579 1121-30 ext. 5219, 5225, 5217
Fax. (66) 0 2579 8592
E-mail : sumalee@tistr.or.th

THAILAND INSTITUTE OF SCIENTIFIC AND TECHNOLOGICAL RESEARCH (TISTR)

Request No. 21-65/0209

MTC No. EEL. BP. 129/1264

The reported expanded uncertainty is based upon a standard uncertainty multiplied by a coverage factor $k = 2$, providing a level of confidence of approximately 95%.

Nominal Output of Unit Under Test = 94 dB re 20 μ Pa at 1000 Hz

Acoustic Output in dB re 20 μ Pa, Corrected to Reference Conditions: 101.325 kPa, 23.0 °C and 50 %RH.

1. Sound Pressure Level

Standard Microphone Type	Measured Sound Pressure Level (dB)	Deviated value (dB)	Uncertainty (dB)	Tolerance limit IEC60942:2003 Class 1
1/2 inch Bruel&Kjaer 4180	93.60	-0.40	± 0.10	± 0.40 dB

2. Frequency

Standard Microphone Type	Measured Frequency (Hz)	Deviated value (Hz)	Uncertainty (Hz)	Tolerance limit IEC60942:2003 Class 1
1/2 inch Bruel&Kjaer 4180	1000.0	0.0	± 1.5	$\pm 1.0\%$

3. Total Distortion

Standard Microphone Type	Measured Total Distortion (%)	Uncertainty (%)	Tolerance limit IEC60942:2003 Class 1
1/2 inch Bruel&Kjaer 4180	2.20	± 0.55	$\pm 3.0\%$

Note : 1. No adjustment.

2. The calibrator pressure correction was not included.

3. The microphone volume correction was included at the level of 0.26 dB from manual.

Date of Calibration : 6 Jan. 2022

2 / 3

1

The results relate only to the items tested/calibrated or value assigned.

Advertising the Report/Certificate and publicity of the results except in full are prohibited unless written permission is obtained from the governor of TISTR.

FM.BL.MTC.002 Rev.4

Head Office
35 Mu 3 Tambon Khlong Ha, Amphoe Khlong Luang,
Changwat Pathumthani 12120, Thailand
Tel. (66) 0 2577 9000
Fax. (66) 0 2577 9009
E-mail : rumpai@tistr.or.th Website:www.tistr.or.th

Office/Laboratory
Soi 1C, Bangpoo Industrial Estate, Sukhumvit Road,
Amphoe Muang, Changwat Samutprakan 10280, Thailand
Tel. (66) 0 2323 1672-80 ext. 115, 116
Fax. (66) 0 2323 9165
E-mail : mtc@tistr.or.th

Office
196 Phahonyothin Road, Chatuchak, Bangkok 10900,
Thailand
Tel. (66) 0 2579 1121-30 ext. 5219, 5225, 5217
Fax. (66) 0 2579 8592
E-mail : sumalee@tistr.or.th



TISTR



THAILAND INSTITUTE OF SCIENTIFIC AND TECHNOLOGICAL RESEARCH (TISTR)

Request No. 21-65/0209

MTC No. EEL. BP. 129/1264

Nominal Output of Unit Under Test = 114 dB re 20 μ Pa at 1000 HzAcoustic Output in dB re 20 μ Pa, Corrected to Reference Conditions: 101.325 kPa, 23.0 °C and 50 %RH.

1. Sound Pressure Level

Standard Microphone Type	Measured Sound Pressure Level (dB)	Deviated value (dB)	Uncertainty (dB)	Tolerance limit IEC60942:2003 Class 1
1/2 inch Bruel&Kjaer 4180	113.61	-0.39	± 0.10	± 0.40 dB

2. Frequency

Standard Microphone Type	Measured Frequency (Hz)	Deviated value (Hz)	Uncertainty (Hz)	Tolerance limit IEC60942:2003 Class 1
1/2 inch Bruel&Kjaer 4180	1000.0	0.0	± 1.5	$\pm 1.0\%$

3. Total Distortion

Standard Microphone Type	Measured Total Distortion (%)	Uncertainty (%)	Tolerance limit IEC60942:2003 Class 1
1/2 inch Bruel&Kjaer 4180	0.36	± 0.50	$\pm 3.0\%$

- Note :
1. No adjustment.
 2. The calibrator pressure correction was not included.
 3. The microphone volume correction was included at the level of 0.26 dB from manual.

Calibrated by :

(Mr. Tawikiat Iamsamran)

Approved by :

(Mr. Prayate Klunaypa)

Acting Director

Electrical and Electronic Standards Laboratory

Industrial Metrology and Testing Service Centre

Date of Calibration : 6 Jan. 2022

Date of Issue : 7 Jan. 2022

Ref : 2011264122905422002

3 / 3

End of Certificate

The results relate only to the items tested/calibrated or value assigned.

Advertising the Report/Certificate and publicity of the results except in full are prohibited unless written permission is obtained from the governor of TISTR.

FM.BL.MTC.002 Rev.4

Head Office

35 Mu 3 Tambon Khlong Ha, Amphoe Khlong Luang,
Changwat Pathumthani 12120, Thailand

Tel. (66) 0 2577 9000

Fax. (66) 0 2577 9009

E-mail : rumpai@tistr.or.th Website: www.tistr.or.th

Office/Laboratory

Soi 1C, Bangpoo Industrial Estate, Sukhumvit Road,
Amphoe Muang, Changwat Samutprakan 10280, Thailand

Tel. (66) 0 2323 1672-80 ext. 115, 116

Fax. (66) 0 2323 9165

E-mail : mtc@tistr.or.th

Office

196 Phahonyothin Road, Chatuchak, Bangkok 10900,
Thailand

Tel. (66) 0 2579 1121-30 ext. 5219, 5225, 5217

Fax. (66) 0 2579 8592

E-mail : sumalee@tistr.or.th

เอกสารสอบเทียบเครื่องมือฯ
บริษัท เทสท์ เทค จำกัด

๕1

ใบรับรองการสอบเทียบ “เทอร์โมมิเตอร์”

(Calibration Certificate of Liquid in Glass Thermometer)



TECHNOLOGY PROMOTION ASSOCIATION (THAILAND-JAPAN)
CORPORATE SERVICES 3: EQUIPMENT CALIBRATION AND TESTING SERVICES
534/4 PATTANAKARN ROAD SOI 18, SUANLUANG, SUANLUANG, BANGKOK 10250
TEL. 0-2717-3000-24 FAX. 0-2719-9484



Certificate of Calibration

Certificate No. : 22T781

Page : 1 of 2

Equipment : Digital Thermometer With Sensor
Manufacturer: Testo
Model : 926
Serial No.: 5609260110250914
ID No.: EQL-058

This certificate may not be reproduced other than in full,
except with the prior written approval of the head of
Corporate Services 3: Equipment Calibration and Testing Services.

Condition As-Received: Used Item

Received Date: 07 April 2022

Calibration Date: 19 April 2022
to 22 April 2022

Reference: 2204-0167DN

Submitted by: TEST TECH CO.,LTD (HEAD Office)

Ambient Temperature: (25 ± 3) °C

Relative Humidity: (50 ± 20) %

30,32 Rama II Soi 63, Rama II Rd., Samaedam,
Bangkhunthian, Bangkok 10150

Procedure used: Calibration were conducted using in-house calibration procedure CP-T01 according to comparison with
Industrial Platinum Resistance Thermometer (IPRT) into liquid bath temperature controller.
The temperature scale used was based on ITS-90.

Condition of this result of calibration

1. Reference standards instruments :

<u>Instrument</u>	<u>Model</u>	<u>Serial No.</u>	<u>Certificate No.</u>	<u>Due Date</u>
1) Black Stack Thermometer	1560	8C454	21I567	22 May 2022
2) PRT Scanner Module	2562	A01303	21I567	22 May 2022
3) Industrial Platinum Resistance Thermometer	5627-12	571971	21I567	22 May 2022
4) Digital Thermometer	1529	A66176	21I1248	16 Nov 2022
5) Industrial Platinum Resistance Thermometer	5627	739435	21I1248	16 Nov 2022

2. The certificate is valid only to the item calibrated on date and place of calibration.

3. This Certification is traceable to the International System of Unit maintained at:-

-National Institute of Metrology Thailand (NIMT)

Calibrated by : Thatchanan Chankong
Issue Date : 28 April 2022

Approved Signatory :

[] Phalinee Prabpalai
[] Chatchawan Khunpiluek
[✓] Wanlop Larpkum

B 0286541



Cert. No.: 22T781

Page.: 2 of 2

Result of Calibration:-

Without Adjustment

Function:

Temperature measurement

This equipment was connected with Thermocouple Type T

ID No. EQL-058

Immersion	Standard	UUC*	Uncertainty	
Depth	Temperature	Reading	Error	of Measurement
(mm.)	(°C)	(°C)	(°C)	(±°C)
150	3.0047	2.9	-0.1047	0.26
150	20.0045	20.0	-0.0045	0.24
150	35.0029	34.9	-0.1029	0.24
150	103.0039	102.8	-0.2039	0.36
150	104.0025	103.8	-0.2025	0.36
150	120.0027	119.8	-0.2027	0.42
150	140.0026	139.6	-0.4026	0.47
150	150.0036	149.6	-0.4036	0.49
150	170.0025	169.6	-0.4025	0.55
150	180.0068	179.5	-0.5068	0.58

Result of Calibration:-

Without Adjustment

Function:

Temperature measurement

This equipment was connected with Thermocouple Type T

ID No. EQL-058 Water Proof

Dimension of probe : Diameter 5 mm., Length 112 mm. Sheath material : Stainless Steel

Immersion	Standard	UUC*	Uncertainty	
Depth	Temperature	Reading	Error	of Measurement
(mm.)	(°C)	(°C)	(°C)	(±°C)
150	41.5024	41.4	-0.1024	0.24
150	45.0039	44.8	-0.2039	0.24
150	50.0039	49.8	-0.2039	0.24
150	83.0046	82.7	-0.3046	0.31
150	92.0037	91.8	-0.2037	0.33
150	95.0038	94.6	-0.4038	0.34
150	150.0033	149.3	-0.7033	0.49

UUC* : Unit Under Calibration

The reported uncertainty of measurement was based on standard uncertainty multiplied by a coverage factor $k = 2$, providing a level of confidence of approximately 95%.

-o0o-

a 1106240

**QUALITY CALIBRATION CO.,LTD.**

235 Petchkasem 63/2 Road, Laksong, Bangkae, Bangkok 10160

Tel (662) 421-5402, (662) 444-0152-3, Fax (662) 809-4584

www.qcalibration.com



CERTIFICATE No : 22T8762

REFERENCE No : 66179-2

PAGE : 1 OF 2

Certificate of Calibration

EQUIPMENT : LIQUID IN GLASS THERMOMETER

MANUFACTURER : PRECISION

MODEL : ---

SERIAL No : 8925

ID No : EQL-103

RESOLUTION : 0.1 °C


TYPE : TOTAL IMMERSION

CONDITION AS RECEIVED : USED ITEM

SUBMITTED BY : TEST TECH CO., LTD.
30,32 RAMA II SOI 63, RAMA II RD., SAMAEDAM,
BANGKHUNTHIAN, BANGKOK 10150

CALIBRATED BY : CHARUKIT L.

CALIBRATION DATE : 18-Aug-22

APPROVED BY : 
PONGSAK J.

ISSUED DATE : 18-Aug-22

RECEIVED DATE : 11-Aug-22

THIS CERTIFICATE MAY NOT BE REPRODUCED OTHER THAN IN FULL EXCEPT WITH THE PRIOR WRITTEN APPROVAL OF
QUALITY CALIBRATION CO., LTD.



QUALITY CALIBRATION CO.,LTD.

235 Petchkasem 63/2 Road, Laksong, Bangkhae, Bangkok 10160

Tel (662) 421-5402, (662) 444-0152-3, Fax (662) 809-4584

www.qcalibration.com

CERTIFICATE No : 22T8762

PAGE : 2 OF 2

Calibration Report

EQUIPMENT : LIQUID IN GLASS THERMOMETER
MANUFACTURER : PRECISION
MODEL : ---
ID No : EQL-103
RESOLUTION : 0.1 °C
RECEIVED DATE : 11-Aug-22
AMBIENT TEMPERATURE : 23 °C ± 3 °C
SERIAL NUMBER : 8925
TYPE : TOTAL IMMERSION
CALIBRATION DATE : 18-Aug-22
RELATIVE HUMIDITY : 50 %RH ± 20 %RH

CONDITION OF THIS RESULTS OF CALIBRATION

1. THIS INSTRUMENT WAS CALIBRATED BASED ON ASTM E77:1992 BY COMPARISON WITH STANDARD PLATINUM RESISTANCE THERMOMETER (SPRT) INTO LIQUID BATH TEMPERATURE CONTROLLER. THE TEMPERATURE SCALE USED WAS BASED ON ITS-90.

2. REFERENCE STANDARD INSTRUMENTS :-

INSTRUMENT	MODEL	SERIAL No	CERTIFICATE No	DUE DATE
1) STANDARD THERMOMETER	1529	A22167	21T12439	09-Dec-22
2) SPRT PROBE	5612	587312	21T12439	09-Dec-22
3) PRECISION BATH	7320	A21105	21T12433	16-Dec-22
4) PRECISION BATH	CTR-40	A68155	21T12434	10-Dec-22

3. THIS RESULT WAS FOUND ACCURATE AS SHOWN ON DATE AND PLACE OF CALIBRATION ONLY.

4. THIS RESULT EXCLUDE LONG TERM STABILITY OF THE UNIT UNDER CALIBRATION.

5. THIS CERTIFICATE IS TRACEABLE TO THE INTERNATIONAL SYSTEM OF UNIT MAINTAINED AT:-
- NATIONAL INSTITUTE OF METROLOGY (THAILAND).

RESULT OF CALIBRATION : WITHOUT ADJUSTMENT

STANDARD READING (°C)	UUC* READING (°C)	IMMERSION DEPTH (mm)	CORRECTION (°C)	EMERGENT STEM TEMPERATURE (°C)	UNCERTAINTY OF MEASUREMENT (±°C)
20.0214	20.0	140	0.0214	N/A	0.079
25.0309	25.0	160	0.0309	N/A	0.079
41.5541	41.5	225	0.0541	N/A	0.079
44.5416	44.5	235	0.0416	N/A	0.079
45.0409	45.0	240	0.0409	N/A	0.079
50.0520	50.0	260	0.0520	N/A	0.084

UUC* : UNIT UNDER CALIBRATION

THE REPORTED UNCERTAINTY OF MEASUREMENT WAS BASED ON A STANDARD UNCERTAINTY MULTIPLIED BY A COVERAGE FACTOR $k=2$, PROVIDING A LEVEL OF CONFIDENCE APPROXIMATELY 95%.

END OF CALIBRATION REPORT



TECHNOLOGY PROMOTION ASSOCIATION (THAILAND-JAPAN)
CORPORATE SERVICES 3: EQUIPMENT CALIBRATION AND TESTING SERVICES
534/4 PATTANAKARN ROAD SOI 18, SUANLUANG, SUANLUANG, BANGKOK 10250
TEL. 0-2717-3000-24 FAX. 0-2719-9484



Certificate of Calibration

Certificate No. : 22H2197

Page : 1 of 2

Equipment : Dial Thermo-Hygrometer

Manufacturer: Barigo

Model : -

Serial No.: -

ID No.: EQL-064

Condition As-Received: Used Item

Received Date: 17 October 2022

Calibration Date: 25 October 2022
to 28 October 2022

Reference: 2210-0461DN

Submitted by: TEST TECH CO.,LTD. (HEAD Office)

Ambient Temperature: (25 ± 3) °C

Relative Humidity: (50 ± 20) %

This certificate may not be reproduced other than in full,
except with the prior written approval of the head of
Corporate Services 3: Equipment Calibration and Testing Services.

30, 32 Rama II Soi 63, Rama II Rd.,
Samaedam, Bangkhunthian, Bangkok 10150

Procedure used: Calibration were conducted using in-house calibration procedure CP-H02 according to comparison with standard chilled mirror sensor for humidity measurement function and comparison with standard temperature probe for temperature measurement function into humidity / temperature chamber.

Condition of this result of calibration

1. Reference standards instruments :


<u>Instrument</u>	<u>Model</u>	<u>Serial No.</u>	<u>Certificate No.</u>	<u>Due Date</u>
1) Chilled-Mirror Hygrometer	Dew Master	41292	19848	03 Nov 2022
2) Handheld Thermometer With Sensor	1523	3240076	221249	02 Mar 2023

2. This certificate is valid only to the item calibrated on date and place of calibration.

3. This Certification is traceable to the International System of Unit maintained at:-

- National Institute of Standards and Technology (NIST) , The United States of America
- National Institute of Metrology Thailand (NIMT)

Calibrated by : Surasit Phansudnoi
Issue Date : 01 November 2022

Approved Signatory : 

☒ Chakrit Waewanjua

☐ Pornthippa Tameyakul

☐ Viporn Tantiyawutti



Cert. No.: 22H2197

Page.: 2 of 2

Result of Calibration:-

Without Adjustment

Function:

Humidity measurement.

Reference Temperature (°C)	Standard Humidity (%R.H.)	UUC* Reading (%R.H.)	Error (%R.H.)	Uncertainty of Measurement (±%R.H.)
25.0	30.1	29.0	-1.1	1.5
25.0	40.1	39.0	-1.1	1.5
25.0	50.1	50.0	-0.1	1.7
25.0	60.0	61.0	1.0	1.7
25.0	75.2	76.5	1.3	1.7

Result of Calibration:-

Without Adjustment

Function:

Temperature measurement.

Standard Temperature (°C)	UUC* Reading (°C)	Error (°C)	Uncertainty of Measurement (±°C)
15.013	15.0	-0.013	0.72
20.023	20.0	-0.023	0.72
25.019	25.0	-0.019	0.72
30.009	30.0	-0.009	0.72

UUC* : Unit Under Calibration

The reported uncertainty of measurement was base on standard uncertainty multiplied by coverage factor $k = 2.00$, providing confidence level approximately 95%.

-o0o-

a 1133179



CERTIFICATE No : 21T8008
REFERENCE No : 62147-1


PAGE : 1 OF 2

Certificate of Calibration

EQUIPMENT : LIQUID IN GLASS THERMOMETER
MANUFACTURER : PRECISION
MODEL : G13004
SERIAL No : ---
ID No : EQL-111
RESOLUTION : 1 °C
TYPE : TOTAL IMMERSION
CONDITION AS RECEIVED : USED ITEM
SUBMITTED BY : TEST TECH CO., LTD.
30,32 RAMA II SOI 63, RAMA II RD., SAMAEDAM,
BANGKHUNTHIAN, BANGKOK 10150

CALIBRATED BY : CHARUKIT L.

CALIBRATION DATE : 25-Aug-21

APPROVED BY : 
PONGSAK J.

ISSUED DATE : 25-Aug-21

RECEIVED DATE : 18-Aug-21



QUALITY CALIBRATION CO.,LTD.

235 Petchkasem 63/2 Road, Laksong, Bangkoe, Bangkok 10160

Tel (662) 421-5402, (662) 444-0152-3, Fax (662) 809-4584

www.qcalibration.com

CERTIFICATE No : 21T8008

PAGE : 2 OF 2

Calibration Report

EQUIPMENT : LIQUID IN GLASS THERMOMETER
MANUFACTURER : PRECISION
MODEL : G13004
ID No : EQL-111
RESOLUTION : 1 °C
RECEIVED DATE : 18-Aug-21
AMBIENT TEMPERATURE : 23 °C ± 3 °C
SERIAL NUMBER : ---
TYPE : TOTAL IMMERSION
CALIBRATION DATE : 25-Aug-21
RELATIVE HUMIDITY : 50 %RH ± 20 %RH

CONDITION OF THIS RESULTS OF CALIBRATION

1. THIS INSTRUMENT WAS CALIBRATED BASED ON ASTM E77:1992 BY COMPARISON WITH STANDARD PLATINUM RESISTANCE THERMOMETER (SPRT) INTO LIQUID BATH TEMPERATURE CONTROLLER. THE TEMPERATURE SCALE USED WAS BASED ON ITS-90.

2. REFERENCE STANDARD INSTRUMENTS :-

INSTRUMENT	MODEL	SERIAL No	CERTIFICATE No	DUE DATE
1) STANDARD THERMOMETER	1529	A22167	20T12169	10-Dec-21
2) SPRT PROBE	5612	587312	20T12169	10-Dec-21
3) PRECISION BATH	7320	A21105	20T12163	16-Dec-21

3. THIS RESULT WAS FOUND ACCURATE AS SHOWN ON DATE AND PLACE OF CALIBRATION ONLY.

4. THIS RESULT EXCLUDE LONG TERM STABILITY OF THE UNIT UNDER CALIBRATION.

5. THIS CERTIFICATE IS TRACEABLE TO THE INTERNATIONAL SYSTEM OF UNIT MAINTAINED AT:-
- NATIONAL INSTITUTE OF METROLOGY (THAILAND).

RESULT OF CALIBRATION : WITHOUT ADJUSTMENT

STANDARD READING (°C)	UUC* READING (°C)	IMMERSION DEPTH (mm)	CORRECTION (°C)	EMERGENT STEM TEMPERATURE (°C)	UNCERTAINTY OF MEASUREMENT (±°C)
114.9054	115.0	110	-0.0946	N/A	0.14
120.9149	121.0	120	-0.0851	N/A	0.14

UUC* : UNIT UNDER CALIBRATION

THE REPORTED UNCERTAINTY OF MEASUREMENT WAS BASED ON A STANDARD UNCERTAINTY MULTIPLIED BY A COVERAGE FACTOR $k=2$, PROVIDING A LEVEL OF CONFIDENCE APPROXIMATELY 95%.

END OF CALIBRATION REPORT

๗๒

ใบรับรองการสอบเทียบ “เครื่องวัดความนำไฟฟ้า”
(Calibration Certificate of Conductivity Meter)



TECHNOLOGY PROMOTION ASSOCIATION (THAILAND-JAPAN)
CORPORATE SERVICES 3: EQUIPMENT CALIBRATION AND TESTING SERVICES
534/4 PATTANAKARN ROAD SOI 18, SUANLUANG, SUANLUANG BANGKOK 10250
TEL. 0-2717-3000-27 FAX. 0-2719-9484



Cert.No.: 22CH120

Page.: 1 of 3

Certificate of Calibration

Equipment :	Conductivity Meter
Manufacturer :	TOA DKK
Model :	CM-41X
Serial No. :	842572
ID No. :	EQL-211
Condition As-Received:	Used Item
Received Date :	24 January 2022
Calibration Date :	26 January 2022
Reference :	2201-0646DN-1
Submitted by :	TEST TECH CO.,LTD (HEAD Office) 30,32 Rama II Soi 63, Rama II Rd., Samaedam, Bangkhunthian, Bangkok 10150
Ambient Temperature :	(25 ± 2.5) °C
Relative Humidity :	(50 ± 15) %
Calibration Procedure:	In -house method : - CP-CH6 by direct measurement with certified reference material (CRM) - CP-CH8 by comparison with standard thermometer

Calibrated by : Warakorn Lerngagtrakul

Approved by :

Approved Signatory

- (✓) Malee Butkruea
() Saithip Meangmai
() Warakorn Lerngagtrakul

Issue Date : 3 February 2022

The Uncertainties are for a confidence probability of approximately 95%

This certificate may not be reproduced other than in full, except with the prior written
Approval of the head of Corporate Services 3 : Equipment Calibration and Testing Services.

A 0037370



Cert.No.: 22CH120

Page.: 2 of 3

Condition of this result of calibration**1. Reference Standard Instrument :-**

<u>Instrument</u>	<u>Serial No.</u>	<u>ID No.</u>	<u>Certificate No.</u>	<u>Due date</u>
1) Thermometer	1963878	130RC095	21I977	17 Sep 2022
2) Ref. Std. Thermometer	4982054	110RC044	21I1201	26 Oct 2022

This certification is traceable to the International System of Unit maintained at:-

- Traceable to National Institute of Metrology (Thailand), NIMT

2. Certified Reference Materials :-

- Conductivity calibration solution, CPA chem Ltd., The measurement results are traceable to SI through CPA chem Ltd., ANSI-ASQ National Accreditation Board, Accredited No. AR-1835

<u>Conductivity Solution</u>	<u>Manufacturer</u>	<u>Lot No.</u>	<u>Exp. date</u>
147.0 $\mu\text{S/cm}$	CPA Chem	761020	02 Aug 2022
1.413 mS/cm	CPA Chem	761021	02 Aug 2022
12.8806 mS/cm	CPA Chem	754037	28 June 2022

- Control Conductivity calibration solution temperature by Water bath (25 ± 0.1) $^{\circ}\text{C}$

3. This certificate is valid only to the item calibrated on date and place of calibration.

Calibration results**Function : Conductivity Measurement****(*) After Adjustment at 147.0, 1413.0, 12880.6 $\mu\text{S/cm}$**

Conductivity Electrode Serial No.: 806F0005

Standard Conductivity Solution	Before Adjustment UUC* Reading	After Adjustment UUC* Reading	Uncertainty of Measurement (\pm)	Coverage factor k
147.0 $\mu\text{S/cm}$	149.1 $\mu\text{S/cm}$	146.9 $\mu\text{S/cm}$	0.99 $\mu\text{S/cm}$	2.00
1.413 mS/cm	1.424 mS/cm	1.413 mS/cm	0.0092 mS/cm	2.00
12.8806 mS/cm	12.81 mS/cm	12.88 mS/cm	0.086 mS/cm	2.00

Remark

- UUC* = Unit Under Calibration

- 147.0 $\mu\text{S/cm}$ Adjustment Cell constant = 98.4m^{-1} - 1.413 mS/cm Adjustment Cell constant = 99.2m^{-1} - 12.8806 mS/cm Adjustment Cell constant = 100.7m^{-1} *Malu*

a 1092322



Cert.No.: 22CH120

Page.: 3 of 3

Calibration Results

Function : Temperature Measurement

(*) Without adjustment

This equipment was connected with Temperature Probe;

- Model : CT-58101B
- Serial No. 806F0005

Dimension of probe;

- Length : 114 mm.
- Diameter : 12 mm.
- Immersion Depth : 100 mm.

Calibration Point (°C)	Standard Temperature (°C)	UUC* Reading (°C)	Error (°C)	Uncertainty of Measurement (± °C)	Coverage factor <i>k</i>
25.0	25.003	25.1	0.097	0.13	2.00

Remark : - UUC* = Unit Under Calibration

The reported uncertainty of measurement was based on a standard uncertainty multiplied by a coverage factor *k*, providing a level of confidence of approximately 95 %.

-o0o-

Mah.

๕3

ใบรับรองการสอบเทียบ "ตุ้มน้ำหนักมาตรฐาน"
(Calibration Certificate of Standard Weights)



TECHNOLOGY PROMOTION ASSOCIATION (THAILAND-JAPAN)
CORPORATE SERVICES 3: EQUIPMENT CALIBRATION AND TESTING SERVICES
534/4 PATTANAKARN ROAD SOI 18, SUANLUANG, SUANLUANG, BANGKOK 10250
TEL. 0-2717-3000-24 FAX. 0-2719-9484



Certificate of Calibration

Certificate No. : 22M196

Page : 1 of 2

Equipment : Standard Weight

Manufacturer: LS

Model : -

Serial No.: -

ID No.: EQL-121

Condition As-Received: Used Item

Received Date: 03 February 2022

Calibration Date: 08 February 2022

Reference: 2202-0110DN

Submitted by: TEST TECH CO.,LTD (HEAD Office)

Ambient Temperature: (23 ± 2) °C

Relative Humidity: (50 ± 15) %

Atmospheric Pressure: 1011 mbar

This certificate may not be reproduced other than in full,
except with the prior written approval of the head of
Corporate Services 3: Equipment Calibration and Testing Services.

30,32 Rama II Soi 63, Rama II Rd., Samaedam,
Bangkhunthian, Bangkok 10150

Procedure used: Calibration were conducted using in-house calibration procedure CP-M01 according to comparison method against standard weights on the basis of weighings at an average air density of 1.2 kg/m³ and a temperature of 23 °C material density of weight is 8000 kg/m³.

Condition of this result of calibration

1. Reference standards instruments :

<u>Instrument</u>	<u>Model</u>	<u>Serial No.</u>	<u>Certificate No.</u>	<u>Due Date</u>
1) Standard weight Set (E2)	YCS31-712-00	50202965	MM-0102-20	13 Jul 2022

2. This certificate is not certified for any commercial transaction.
3. The certificate is valid only to the item calibrated on date and place of calibration.
4. This Certification is traceable to the International System of Unit maintained at:-
- National Institute of Metrology Thailand (NIMT)

Calibrated by : Suwat Wutthicharoenmongkol
Issue Date : 08 February 2022

Approved Signatory :

- ☐ Phalinee Prabpaipal
☒ Sura Suwannasri
☐ Chaowalit Rittirak

B 0280632



Cert No.: 22M196

Page: 2 of 2

Result of calibration

Without adjustment

Nominal Value	Conventional mass	Uncertainty of Measurement (\pm)	Maximum Permissible error (\pm)
50 g	50.00008 g	0.10 mg	0.30 mg

The reported uncertainty of measurement was based on a standard uncertainty multiplied by a coverage factor $k = 2$, providing a level of confidence of approximately 95 %.

-o0o-

3 Jan

a 1092727



TECHNOLOGY PROMOTION ASSOCIATION (THAILAND-JAPAN)
CORPORATE SERVICES 3: EQUIPMENT CALIBRATION AND TESTING SERVICES
534/4 PATTANAKARN ROAD SOI 18, SUANLUANG, SUANLUANG, BANGKOK 10250
TEL. 0-2717-3000-24 FAX. 0-2719-9484



Certificate of Calibration

Certificate No. : 22M1563

Page : 1 of 2

Equipment : Standard Weight

Manufacturer: -

Model : -

Serial No.: M 0030/11

ID No.: EQL-139

Condition As-Received: Used Item

Received Date: 11 August 2022

Calibration Date: 24 August 2022

Reference: 2208-0438DN

Submitted by: TEST TECH CO.,LTD. (HEAD Office)

Ambient Temperature: (23 \pm 2) °C

Relative Humidity: (50 \pm 15) %

Atmospheric Pressure: 1008 mbar

30, 32 Rama II Soi 63, Rama II Rd.,
Samaedam, Bangkhunthian, Bangkok 10150

Procedure used: Calibration were conducted using in-house calibration procedure CP-M01 according to comparison method against standard weights on the basis of weighings at an average air density of 1.2 kg/m³ and a temperature of 23.0 °C material density of weight is 8000 kg/m³.

Condition of this result of calibration

1.Reference standards instruments :

<u>Instrument</u>	<u>Model</u>	<u>Serial No.</u>	<u>Certificate No.</u>	<u>Due Date</u>
1) Standard weight Set (E2)	YCS31-712-00	50202965	MM-0109-22	11 Jul 2024

2.This certificate is not certified for any commercial transaction.

3.The certificate is valid only to the item calibrated on date and place of calibration.

4.This Certification is traceable to the International System of Unit maintained at:-

-National Institute of Metrology Thailand (NIMT)

Calibrated by : Chaowalit Rittirak
Issue Date : 25 August 2022

Approved Signatory :

[] Phalinee Prabpaipal

[x] Sura Suwannasri

[] Chaowalit Rittirak

B 0295804



Cert No.: 22M1563

Page: 2 of 2

Result of calibration

Without adjustment

Nominal Value	Conventional mass	Uncertainty of Measurement (\pm)	Maximum Permissible error (\pm)
2 g	2.000020 g	0.040 mg	0.12 mg

The reported uncertainty of measurement was based on a standard uncertainty multiplied by a coverage factor $k = 2$, providing a level of confidence of approximately 95 %.

-o0o-

a 1122451



TECHNOLOGY PROMOTION ASSOCIATION (THAILAND-JAPAN)
CORPORATE SERVICES 3: EQUIPMENT CALIBRATION AND TESTING SERVICES
534/4 PATTANAKARN ROAD SOI 18, SUANLUANG, SUANLUANG, BANGKOK 10250
TEL: 0-2717-3000-24 FAX: 0-2719-9484



Certificate of Calibration

Certificate No. : 21M1549

Page : 1 of 2

Equipment : Standard Weight

Manufacturer: Mettler Toledo

Model :

Serial No.: 11119459

ID No.: EQL-149

Condition As-Received: Used Item

Received Date: 25 August 2021

Calibration Date: 01 September 2021

Reference: 2108-0772WN

Submitted by: TEST TECH CO.,LTD (HEAD Office)

Ambient Temperature: (23 \pm 2) °C

Relative Humidity: (50 \pm 15) %

Atmospheric Pressure: 1006 mbar

30,32 Rama II Soi 63, Rama II Rd., Samaedam,
Bangkhunthian, Bangkok 10150

Procedure used: Calibration were conducted using in-house calibration procedure CP-M01 according to comparison method against standard weights on the basis of weighings at an average air density of 1.2 kg/m³ and a temperature of 23.0 °C material density of weight is 8000 kg/m³.

Condition of this result of calibration

1. Reference standards instruments :

<u>Instrument</u>	<u>Model</u>	<u>Serial No.</u>	<u>Certificate No.</u>	<u>Due Date</u>
1) Standard weight Set (E2)	YCS31-712-00	50202965	MM-0102-20	13 Jul 2022

2. This certificate is not certified for any commercial transaction.

3. The certificate is valid only to the item calibrated on date and place of calibration.

4. This Certification is traceable to the International System of Unit maintained at:-

- National Institute of Metrology Thailand (NIMT)

Calibrated by : Chaowalit Rittirak
Issue Date : 02 September 2021

Approved Signatory :

☒ Phallinee Prabpaipal

☐ Sura Suwannasri

☐ Chaowalit Rittirak

B 0268025



Cert No.: 21M1549

Page: 2 of 2

Result of calibration

Without adjustment

Nominal Value	Conventional mass	Uncertainty of Measurement (\pm)	Maximum Permissible error (\pm)
20 g	20.000018 g	0.080 mg	0.25 mg

The reported uncertainty of measurement was based on a standard uncertainty multiplied by a coverage factor $k = 2$, providing a level of confidence of approximately 95 %.

-o0o-

9/6

a 1064768

ใบรับรองการสอบเทียบ “เครื่องวัดความขุ่น”
(Calibration Certificate of Turbidimeter)

Certificate of Calibration

Equipment:	TURBIDIMETER	Certificate No.:	C08220157
Model:	2100N	Issued Date:	21 September 2022
Serial No. (or ID.):	970400003415 (EQL-024)	Job No.:	KSPR2211615
Manufacturer:	HACH	Page:	1 of 2
Condition:	In Condition		

Customer: TEST TECH CO., LTD.
30,32 Rama II Soi 63, Rama II Rd.,
Samaedam, Bangkhuntien Bangkok 10150 Thailand

Environment Condition: Temperature 23 °C ± 2 °C
Humidity 50 %RH ± 15 %RH

Calibration Place: Environment Laboratory, DKSH Technology Limited.
1194 Soi Wachirathamsathit 57, Sukhumvit 101/1 Rd.,
Bangchak, Prakhnong, Bangkok 10260 Thailand

Calibration By: Mr. Wasan Nuchnabee

Calibration Date: 21 September 2022

The Method used: In house method, CAL-WI-23, base on Hach Manufacturer Method 8195

Traceability: This certificate is traceable to Primary standard Fromazin and StabCal accepted by United States Environmental Protection Agency (EPA) through Hach Company Certificate No. A1075 , A1074 , A1091 , A1074 , A1074



(Mr. Wasan Nuchnabee)

Person in charge



(Mr. Thalerngkeat Pongngam)

Authorized signatory

This certificate is issued the units of measurement according to the International System of Units (SI). It provides traceability of measurement to international or national standard or other recognized national standard laboratories.

The measurement uncertainty stated is the expanded uncertainty which is obtained from the standard uncertainty multiplied by the coverage factor ($k=2$) to provide a level of confidence of approximately 95%. It is determined in accordance with the Guide to Expression of Uncertainty in Measurement (GUM).

These results may be affected by deviations from specified conditions. The results relate only to the items tested, calibrated or sampled. The report shall not be reproduced except in full without approval of DKSH Technology Limited.

บริษัท ดีเคเอส เอช จำกัด
DKSH Technology Limited
2533 ถนนสุขุมวิท แขวงคลองเตย เขตคลองเตย กรุงเทพมหานคร 10260
2533 Sukhumvit Road, Bangchak, Prakhnong, Bangkok 10260
Phone: +66 2639 7000 Email: info.calibration@dksh.com Website: www.dksh.com/scientific-thailand

Calibration Results:

Before Adjustment


Std Turbidity (NTU)	UUC Reading	Correction	Deviation	Uncertainty
0.060	0.048	0.012	0.0004	0.070
20.40	20.1	0.30	0.05	1.0
206.0	204	2.0	0.5	10
1020.0	1013	7.0	1.2	50
4065.0	3875	190.0	1.8	200

After Adjustment

Std Turbidity (NTU)	UUC Reading	Correction	Deviation	Uncertainty
0.060	0.057	0.003	0.0015	0.070
20.40	20.5	-0.10	0.04	1.0
206.0	206	0.0	0.5	10
1020.0	1018	2.0	0.5	50
4065.0	4064	1.0	0.5	200

The End of Certificate

ใบรับรองการสอบเทียบ “เครื่องวัด pH”
(Calibration Certificate of pH Meter)

**QUALITY CALIBRATION CO.,LTD.**

235 Petchkasem 63/2 Road, Laksong, Bangkai, Bangkok 10160
Tel (662) 421-5402, (662) 444-0152-3, Fax (662) 809-4584



CERTIFICATE No : 22E0980
REFERENCE No : 63904-1


PAGE : 1 OF 2

Certificate of Calibration

EQUIPMENT : pH METER
MANUFACTURER : DKK-TOA
MODEL : HM-25R
SERIAL No : 760205
ID No : EQL-183
CONDITION AS RECEIVED : USED ITEM
SUBMITTED BY : TEST TECH CO., LTD.
30,32 RAMA II SOI 63, RAMA II RD., SAMAEDAM,
BANGKHUNTHIAN, BANGKOK 10150

CALIBRATED BY : PRASERT P.

CALIBRATION DATE : 02-Feb-22

APPROVED BY : 
PONGSAK J.

ISSUED DATE : 02-Feb-22

RECEIVED DATE : 02-Feb-22

THIS CERTIFICATE MAY NOT BE REPRODUCED OTHER THAN IN FULL EXCEPT WITH THE PRIOR WRITTEN APPROVAL OF
QUALITY CALIBRATION CO., LTD.

**QUALITY CALIBRATION CO.,LTD.**

235 Petchkasem 63/2 Road, Laksong, Bangkae, Bangkok 10160

Tel (662) 421-5402, (662) 444-0152-3, Fax (662) 809-4584

CERTIFICATE No : 22E0980

PAGE : 2 OF 2

Calibration Report

EQUIPMENT : pH METER
MANUFACTURER : DKK-TOA
ID No : EQL-183
RECEIVED DATE : 02-Feb-22
AMBIENT TEMPERATURE : 25° C ± 1° C

MODEL : HM-25R
SERIAL NUMBER : 760205
CALIBRATION DATE : 02-Feb-22
RELATIVE HUMIDITY : 57 %RH ± 10 % RH

CONDITION OF THIS RESULTS OF CALIBRATION

1. THIS INSTRUMENT WAS CALIBRATED BY DIRECT MEASUREMENT METHOD BASED ON WI-TQ-062. THE DISPLAY UNIT WAS TESTED BY GENERATING STANDARD VOLTAGE TO THE UNIT AND READ THE VALUE COMPARED WITH CALCULATED VALUE. THE DISPLAY AND ELECTROD WAS CALIBRATED BY USING STANDARD pH BUFFER SOLUTION.
2. REFERENCE STANDARD INSTRUMENTS :-

<u>INSTRUMENT</u>	<u>MODEL</u>	<u>SERIAL No/ LOT No</u>	<u>CERTIFICATE No</u>	<u>DUE DATE</u>
1) pH STANDARD SOLUTION	00651-06	CC719181	4880-12119147	05-Apr-23
2) pH STANDARD SOLUTION	00651-08	CC718727	4881-12110709	31-Mar-23
3) pH STANDARD SOLUTION	00651-10	CC717045	4882-12065386	17-Mar-23
4) PROCESS CALIBRATOR	744	7514008	21E1392	29-Apr-22
5) BATH	260014	1247 48074	21T9121	10-Sep-22
6) THERMOMETER WITH PROBE	421504	55000379	21T9129	14-Sep-22
7) STANDARD THERMOMETER	2560	A14546	PSL-T0049/64	23-Nov-22

3. THIS RESULT WAS FOUND ACCURATE AS SHOWN ON DATE AND PLACE OF CALIBRATION ONLY.
4. THIS RESULT EXCLUDE LONG TERM STABILITY OF THE UNIT UNDER CALIBRATION.
5. THIS CERTIFICATE IS TRACEABLE TO SI UNIT MAINTAINED AT :-
 - NATIONAL INSTITUTE OF STANDARD AND TECHNOLOGY, USA.
 - NATIONAL INSTITUTE OF METROLOGY (THAILAND)

RESULT OF CALIBRATION : WITHOUT ADJUSTMENT**1. DISPLAY UNIT WITH pH ELECTRODE S/N: 002F0035MK**

STANDARD pH BUFFER SOLUTION (pH)	UUC READING (pH)	CORRECTION (pH)	ACTUAL READING (mV)	UNCERTAINTY OF MEASUREMENT (± pH)	COVERAGE FACTOR k
4.007	4.01	-0.003	174	0.013	2.0
7.003	7.00	0.003	0.0	0.013	2.0
10.014	10.01	0.004	-172	0.014	2.0

2. DISPLAY UNIT MEASUREMENT TEMPERATURE WITH PROBE

STANDARD READING (°C)	UUC* READING (°C)	IMMERSION DEPTH (mm)	CORRECTION (°C)	UNCERTAINTY OF MEASUREMENT (±°C)
25.003	25.1	80	-0.097	0.21

UUC : UNIT UNDER CALIBRATION

THIS CALIBRATION WAS CARRIED OUT AT THE CUSTOMER'S PLACE AT LABORATORY AREA.

THE REPORTED UNCERTAINTY OF MEASUREMENT WAS BASED ON A STANDARD UNCERTAINTY MULTIPLIED BY A COVERAGE FACTOR k, PROVIDING A LEVEL OF CONFIDENCE APPROXIMATELY 95%.

END OF CALIBRATION REPORT

**QUALITY CALIBRATION CO.,LTD.**

235 Petchkasem 63/2 Road, Laksong, Bangkae, Bangkok 10160
Tel (662) 421-5402, (662) 444-0152-3, Fax (662) 809-4584



CERTIFICATE No : 21E11277
REFERENCE No : 63049-1

PAGE : 1 OF 2

Certificate of Calibration

EQUIPMENT : pH METER
MANUFACTURER : TOA DKK
MODEL : HM-41X
SERIAL No : 784787
ID No : EQL-199
CONDITION AS RECEIVED : USED ITEM
SUBMITTED BY : TEST TECH CO., LTD.
30,32 RAMA II SOI 63, RAMA II RD., SAMAEDAM,
BANGKHUNTHIAN, BANGKOK 10150

CALIBRATED BY : PRASERT P.
CALIBRATION DATE : 15-Oct-21

APPROVED BY : 
PONGSAK J.

ISSUED DATE : 15-Oct-21

RECEIVED DATE : 15-Oct-21

THIS CERTIFICATE MAY NOT BE REPRODUCED OTHER THAN IN FULL EXCEPT WITH THE PRIOR WRITTEN APPROVAL OF
QUALITY CALIBRATION CO.,LTD.



QUALITY CALIBRATION CO.,LTD.

235 Petchkasem 63/2 Road, Laksong, Bangkoe, Bangkok 10160
Tel (662) 421-5402, (662) 444-0152-3, Fax (662) 809-4584

CERTIFICATE No. 21E11277

PAGE : 2 OF 2

Calibration Report

EQUIPMENT : pH METER
MANUFACTURER : TOA DKK
ID No : EQL-199
RECEIVED DATE : 15-Oct-21
AMBIENT TEMPERATURE : 25° C ± 1° C
MODEL : HM-41X
SERIAL NUMBER : 784787
CALIBRATION DATE : 15-Oct-21
RELATIVE HUMIDITY : 51 %RH ± 10 % RH

CONDITION OF THIS RESULTS OF CALIBRATION

1. THIS INSTRUMENT WAS CALIBRATED BY DIRECT MEASUREMENT METHOD BASED ON WI-TQ-062. THE DISPLAY UNIT WAS TESTED BY GENERATING STANDARD VOLTAGE TO THE UNIT AND READ THE VALUE COMPARED WITH CALCULATED VALUE. THE DISPLAY AND ELECTROD WAS CALIBRATED BY USING STANDARD pH BUFFER SOLUTION.
2. REFERENCE STANDARD INSTRUMENTS :-

INSTRUMENT	MODEL	SERIAL No/ LOT No	CERTIFICATE No	DUE DATE
1) pH STANDARD SOLUTION	00651-06	CC719181	4880-12119147	05-Apr-23
2) pH STANDARD SOLUTION	00651-08	CC718727	4881-12110709	31-Mar-23
3) pH STANDARD SOLUTION	00651-10	CC717045	4882-12065386	17-Mar-23
4) PROCESS CALIBRATOR	744	7514008	21E1392	29-Apr-22
5) BATH	260014	1247 48074	21T9121	10-Sep-22
6) THERMOMETER WITH PROBE	421504	55000379	21T9129	14-Sep-22
7) STANDARD THERMOMETER	2560	A14546	PSL-T0049/64	23-Nov-22

3. THIS RESULT WAS FOUND ACCURATE AS SHOWN ON DATE AND PLACE OF CALIBRATION ONLY.
4. THIS RESULT EXCLUDE LONG TERM STABILITY OF THE UNIT UNDER CALIBRATION.
5. THIS CERTIFICATE IS TRACEABLE TO SI UNIT MAINTAINED AT :-
 - NATIONAL INSTITUTE OF STANDARD AND TECHNOLOGY, USA.
 - NATIONAL INSTITUTE OF METROLOGY (THAILAND)

RESULT OF CALIBRATION : ADJUSTMENT

1. DISPLAY UNIT WITH pH ELECTRODE S/N: 903F0008MK

STANDARD pH BUFFER SOLUTION (pH)	UUC READING (pH)	CORRECTION (pH)	ACTUAL READING (mV)	UNCERTAINTY OF MEASUREMENT (± pH)	COVERAGE FACTOR k
4.007	4.01	-0.003	177	0.013	2.00
7.003	7.00	0.003	0	0.013	2.00
10.014	10.01	0.004	-177	0.014	2.00

2. DISPLAY UNIT MEASUREMENT TEMPERATURE WITH PROBE

STANDARD READING (°C)	UUC* READING (°C)	IMMERSION DEPTH (mm)	CORRECTION (°C)	UNCERTAINTY OF MEASUREMENT (±°C)
25.008	25.0	80	0.008	0.21

UUC: UNIT UNDER CALIBRATION

THIS CALIBRATION WAS CARRIED OUT AT THE CUSTOMER'S PLACE AT LABORATORY AREA.
THE REPORTED UNCERTAINTY OF MEASUREMENT WAS BASED ON A STANDARD UNCERTAINTY MULTIPLIED BY A
COVERAGE FACTOR k, PROVIDING A LEVEL OF CONFIDENCE APPROXIMATELY 95%.

END OF CALIBRATION REPORT

๕6

ใบรับรองการสอบเทียบ “เครื่องวัดอุณหภูมิ-ความชื้นสัมพัทธ์”
(Calibration Certificate of Thermo - Hygrometer)



TECHNOLOGY PROMOTION ASSOCIATION (THAILAND-JAPAN)
CORPORATE SERVICES 3: EQUIPMENT CALIBRATION AND TESTING SERVICES
534/4 PATTANAKARN ROAD SOI 18, SUANLUANG, SUANLUANG, BANGKOK 10250
TEL. 0-2717-3000-24 FAX. 0-2719-9484



Certificate of Calibration

Certificate No. : 22H2197

Page : 1 of 2

Equipment : Dial Thermo-Hygrometer

Manufacturer: Barigo

Model : -

Serial No.: -

ID No.: EQL-064

Condition As-Received: Used Item

Received Date: 17 October 2022

Calibration Date: 25 October 2022
to 28 October 2022

Reference: 2210-0461DN

Submitted by: TEST TECH CO.,LTD. (HEAD Office)

Ambient Temperature: (25 \pm 3) °C

Relative Humidity: (50 \pm 20) %

This certificate may not be reproduced other than in full,
except with the prior written approval of the head of
Corporate Services 3: Equipment Calibration and Testing Services.

30, 32 Rama II Soi 63, Rama II Rd.,
Samaedam, Bangkhunthian, Bangkok 10150

Procedure used: Calibration were conducted using in-house calibration procedure CP-H02 according to comparison with standard chilled mirror sensor for humidity measurement function and comparison with standard temperature probe for temperature measurement function into humidity / temperature chamber.

Condition of this result of calibration

1.Reference standards instruments :

<u>Instrument</u>	<u>Model</u>	<u>Serial No.</u>	<u>Certificate No.</u>	<u>Due Date</u>
1) Chilled-Mirror Hygrometer	Dew Master	41292	19848	03 Nov 2022
2) Handheld Thermometer With Sensor	1523	3240076	221249	02 Mar 2023


2.The certificate is valid only to the item calibrated on date and place of calibration.

3.This Certification is traceable to the International System of Unit maintained at:-

- National Institute of Standards and Technology (NIST) , The United States of America
- National Institute of Metrology Thailand (NIMT)

Calibrated by : Surasit Phansudnoi
Issue Date : 01 November 2022

Approved Signatory :


[☒] Chakrit Waewanjua

[☐] Pornthippa Tameyakul

[☐] Viporn Tantiyawutti

B 0299359



Cert. No.: 22H2197

Page.: 2 of 2

Result of Calibration:-

Without Adjustment

Function:

Humidity measurement.

Reference Temperature (°C)	Standard Humidity (%R.H.)	UUC* Reading (%R.H.)	Error (%R.H.)	Uncertainty of Measurement (±%R.H.)
25.0	30.1	29.0	-1.1	1.5
25.0	40.1	39.0	-1.1	1.5
25.0	50.1	50.0	-0.1	1.7
25.0	60.0	61.0	1.0	1.7
25.0	75.2	76.5	1.3	1.7

Result of Calibration:-

Without Adjustment

Function:

Temperature measurement.

Standard Temperature (°C)	UUC* Reading (°C)	Error (°C)	Uncertainty of Measurement (±°C)
15.013	15.0	-0.013	0.72
20.023	20.0	-0.023	0.72
25.019	25.0	-0.019	0.72
30.009	30.0	-0.009	0.72

UUC* : Unit Under Calibration

The reported uncertainty of measurement was base on standard uncertainty multiplied by coverage factor $k = 2.00$, providing confidence level approximately 95%.

-o0o-

a 1133179

๗7

ใบรับรองการสอบเทียบ "ตู้อบ"
(Calibration Certificate of Oven)



QUALITY CALIBRATION CO.,LTD.

235 Petchkasem 63/2 Road, Laksong, Bangkai, Bangkok 10160

Tel (662) 421-5402, (662) 444-0152-3, Fax (662) 809-4584

www.qcalibration.com



CERTIFICATE No : 22T9917

REFERENCE No : 66549-4

PAGE : 1 OF 2

Certificate of Calibration

EQUIPMENT : HOT AIR OVEN
MANUFACTURER : MEMMERT
MODEL : UFE 500
SERIAL No : G508.0791
ID No : EQL-128
CONDITION AS RECEIVED : USED ITEM
SUBMITTED BY : TEST TECH CO., LTD.
30,32 RAMA II SOI 63, RAMA II RD., SAMAEDAM,
BANGKHUNTHIAN, BANGKOK 10150

CALIBRATED BY : CHAICHARN CH

CALIBRATION DATE : 15-Sep-22

APPROVED BY : PONGSAK J.

ISSUED DATE : 21-Sep-22

RECEIVED DATE : 15-Sep-22

THIS CERTIFICATE MAY NOT BE REPRODUCED OTHER THAN IN FULL EXCEPT WITH THE PRIOR WRITTEN APPROVAL OF
QUALITY CALIBRATION CO., LTD.

F-G010 REV : 02



QUALITY CALIBRATION CO.,LTD.

235 Petchkasem 63/2 Road, Laksong, Bangkae, Bangkok 10160

Tel (662) 421-5402, (662) 444-0152-3, Fax (662) 809-4584

CERTIFICATE No : 22T9917

PAGE : 2 OF 2

Calibration Report

EQUIPMENT : HOT AIR OVEN
MANUFACTURER : MEMMERT
MODEL : UFE 500
ID No : EQL-128
RECEIVED DATE : 15-Sep-22
AMBIENT TEMPERATURE : 25 °C ± 1 °C

S/N : G508.0791
CALIBRATION DATE : 15-Sep-22
RELATIVE HUMIDITY : 51 %RH ± 10 %RH

CONDITION OF THIS RESULTS OF CALIBRATION


1. THIS INSTRUMENT WAS CALIBRATED ACCORDING TO TLAS G-20 BY COMPARISON WITH CALIBRATED RTD Pt100 UNDER NO LOAD CONDITION. THE TEMPERATURE PROBES WERE PLACED ON NINE POINTS AND LOCATED ONE THERMOMETER PROBE IN EACH OF THE EIGHT CORNERS OF THE CHAMBER AND WAS AWAY FROM THE EACH WALL OF 5 cm TO 10 cm. AND PLACED THE NINTH THERMOMETER PROBE WITHIN 2.5 cm. OF THE GEOMETRIC CENTER OF THE CHAMBER. THE UNIFORMITY WAS MEASURED BETWEEN REFERENCE PROBE AND OTHER PROBES AT THE SAME TIME.

2. REFERENCE STANDARD INSTRUMENTS :

INSTRUMENT	MODEL	SERIAL No	CERTIFICATE No	DUE DATE
1) DATA LOGGER WITH RTD	HYDRA 2635A	6635300	22T7509	10-Jul-23

3. THIS RESULT WAS FOUND ACCURATE AS SHOWN ON DATE AND PLACE OF CALIBRATION ONLY.
4. THIS RESULT EXCLUDE LONG TERM STABILITY OF THE UNIT UNDER CALIBRATION.
5. THIS CERTIFICATE IS TRACEABLE TO THE INTERNATIONAL SYSTEM OF UNIT MAINTAINED AT:
NATIONAL INSTITUTE OF METROLOGY (THAILAND) THROUGH QUALITY CALIBRATION CO.,LTD.

RESULT OF CALIBRATION :- WITHOUT ADJUSTMENT



GENERAL INFORMATION

Overall Ambient Temperature around the Chamber (°C) variation : 1
Overall Line Voltage (V) variation : 3
Instrument Condition : Normal
Chamber Size (W*L*H) : 56*40*48 cm

CHAMBER PERFORMANCE

Calibrate Point (°C)	Average All Position Temp. (°C)	Temperature Stability (±°C)	Temperature Uniformity (°C)	Overall Variation (°C)
104.0	104.32	0.15	0.62	1.02
180.0	180.09	0.29	1.23	1.86

TEMPERATURE MEASUREMENT ACCURACY TEST

Controller Temp (°C)	Indicating Temp (°C)	Measured Temperature (°C) at Spread Locations									Uncertainty (± °C)
		#1	#2	#3	#4	Ref. 5	#6	#7	#8	#9	
104.0	104.0	104.23	103.89	104.54	104.02	104.33	104.63	104.42	104.48	104.39	0.38
180.0	180.08	180.16	179.13	180.46	179.35	179.79	180.66	180.36	180.29	180.61	1.11

NOTE 1: THE UNCERTAINTY OF MEASUREMENT EXCLUDED TEMPERATURE UNIFORMITY OF THE CHAMBER.

NOTE 2: LOCATION 5 WAS REFERENCE LOCATION.

NOTE 3: THIS CALIBRATION WAS CARRIED OUT AT THE CUSTOMER'S PLACE AT LABORATORY AREA.

THE REPORTED UNCERTAINTY OF MEASUREMENT WAS BASED ON A STANDARD UNCERTAINTY MULTIPLIED BY A COVERAGE FACTOR k = 2, PROVIDING A LEVEL OF CONFIDENCE APPROXIMATELY 95%.

END OF CALIBRATION REPORT



CERTIFICATE No : 22T9919
REFERENCE No : 66549-6

PAGE : 1 OF 2

Certificate of Calibration

EQUIPMENT : HOT AIR OVEN
MANUFACTURER : MEMMERT
MODEL : UF 110
SERIAL No : B414,0764
ID No : EQL-169
CONDITION AS RECEIVED : USED ITEM
SUBMITTED BY : TEST TECH CO., LTD.
30,32 RAMA II SOI 63, RAMA II RD., SAMAEDAM,
BANGKHUNTHIAN, BANGKOK 10150

CALIBRATED BY : CHAICHARN CH.

CALIBRATION DATE : 15-Sep-22

APPROVED BY : PONGSAK J.

ISSUED DATE : 21-Sep-22

RECEIVED DATE : 15-Sep-22



QUALITY CALIBRATION CO.,LTD.

235 Petchkasem 63/2 Road, Laksong, Bangkac, Bangkok 10160

Tel (662) 421-5402, (662) 444-0152-3, Fax (662) 809-4584

CERTIFICATE No : 22T9919

PAGE : 2 OF 2

Calibration Report

EQUIPMENT : HOT AIR OVEN
MANUFACTURER : MEMMERT
MODEL : UF 110
ID No : EQL-169
RECEIVED DATE : 15-Sep-22
AMBIENT TEMPERATURE : 25 °C ± 1 °C
S/N : B414:0764
CALIBRATION DATE : 15-Sep-22
RELATIVE HUMIDITY : 51 %RH ± 10 %RH

CONDITION OF THIS RESULTS OF CALIBRATION

1. THIS INSTRUMENT WAS CALIBRATED ACCORDING TO TLAS G-20 BY COMPARISON WITH CALIBRATED RTD Pt100 UNDER NO LOAD CONDITION. THE TEMPERATURE PROBES WERE PLACED ON NINE POINTS AND LOCATED ONE THERMOMETER PROBE IN EACH OF THE EIGHT CORNERS OF THE CHAMBER AND WAS AWAY FROM THE EACH WALL OF 5 cm TO 10 cm. AND PLACED THE NINTH THERMOMETER PROBE WITHIN 2.5 cm OF THE GEOMETRIC CENTER OF THE CHAMBER. THE UNIFORMITY WAS MEASURED BETWEEN REFERENCE PROBE AND OTHER PROBES AT THE SAME TIME.

2. REFERENCE STANDARD INSTRUMENTS :

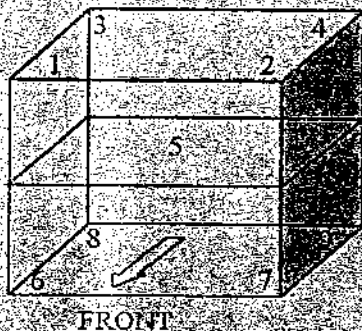
INSTRUMENT	MODEL	SERIAL No	CERTIFICATE No	DUE DATE
1) DATA LOGGER WITH RTD	HYDRA 2635A	7301307	22T7508	10-Jul-23

3. THIS RESULT WAS FOUND ACCURATE AS SHOWN ON DATE AND PLACE OF CALIBRATION ONLY

4. THIS RESULT EXCLUDE LONG TERM STABILITY OF THE UNIT UNDER CALIBRATION

5. THIS CERTIFICATE IS TRACEABLE TO THE INTERNATIONAL SYSTEM OF UNIT MAINTAINED AT NATIONAL INSTITUTE OF METROLOGY (THAILAND) THROUGH QUALITY CALIBRATION CO.,LTD.

RESULT OF CALIBRATION : WITHOUT ADJUSTMENT



GENERAL INFORMATION

Overall Ambient Temperature around the Chamber (°C) variation : 2
Overall Line Voltage (V) variation : 4
Instrument Condition : Normal
Chamber Size (W*H): 56*40*48 cm

CHAMBER PERFORMANCE

Calibrate Point (°C)	Average All Position Temp (°C)	Temperature Stability (±°C)	Temperature Uniformity (°C)	Overall Variation (°C)
104.0	104.04	0.25	0.51	0.79
180.0	179.85	0.40	1.56	2.23

TEMPERATURE MEASUREMENT ACCURACY TEST

Controller Temp (°C)	Indicating Temp (°C)	Measured Temperature (°C) at Spread Locations									Uncertainty (±°C)
		#1	#2	#3	#4	Ref. 5	#6	#7	#8	#9	
104.0	104.0	104.32	103.97	104.32	104.09	103.95	103.81	104.07	103.87	103.97	0.38
180.0	180.0	180.27	179.84	180.63	179.72	179.53	179.28	180.77	179.46	179.18	1.1

NOTE 1 : THE UNCERTAINTY OF MEASUREMENT EXCLUDED TEMPERATURE UNIFORMITY OF THE CHAMBER.

NOTE 2 : LOCATION 5 WAS REFERENCE LOCATION

NOTE 3 : THIS CALIBRATION WAS CARRIED OUT AT THE CUSTOMER'S PLACE AT LABORATORY AREA

THE REPORTED UNCERTAINTY OF MEASUREMENT WAS BASED ON A STANDARD UNCERTAINTY MULTIPLIED BY A COVERAGE FACTOR k=2 PROVIDING A LEVEL OF CONFIDENCE APPROXIMATELY 95%.

END OF CALIBRATION REPORT



CERTIFICATE No : 22T9918
REFERENCE No : 66549-5

PAGE : 1 OF 2

Certificate of Calibration

EQUIPMENT : HOT AIR OVEN
MANUFACTURER : MEMMERT
MODEL : UFE 500
SERIAL No : G512.2005
ID No : EQL-161
CONDITION AS RECEIVED : USED ITEM
SUBMITTED BY : TEST TECH CO., LTD.
30,32 RAMA II SOI 63, RAMA II RD., SAMAEDAM,
BANGKHUNTHIAN, BANGKOK 10150

CALIBRATED BY : CHAICHARN CH

CALIBRATION DATE : 15-Sep-22

APPROVED BY : PONGSAK J.

ISSUED DATE : 21-Sep-22

RECEIVED DATE : 15-Sep-22



QUALITY CALIBRATION CO.,LTD.

235 Petchkasem 63/2 Road, Laksong, Bangkai, Bangkok 10160

Tel (662) 421-5402, (662) 444-0152-3, Fax (662) 809-4584

CERTIFICATE No : 22T9918

PAGE : 2 OF 2

Calibration Report

EQUIPMENT : HOT AIR OVEN
MANUFACTURER : MEMMERT
MODEL : UFE 500
ID No : BQL-161
RECEIVED DATE : 15-Sep-22
AMBIENT TEMPERATURE : 25 °C ± 1 °C
S/N : G512.2005
CALIBRATION DATE : 15-Sep-22
RELATIVE HUMIDITY : 51 %RH ± 10 %RH

CONDITION OF THIS RESULTS OF CALIBRATION

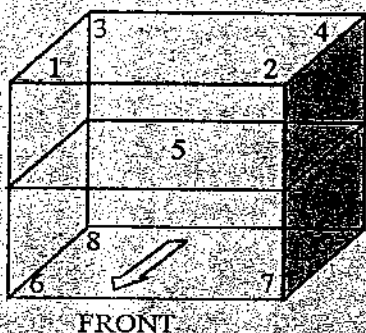
1. THIS INSTRUMENT WAS CALIBRATED ACCORDING TO TLAS G-20 BY COMPARISON WITH CALIBRATED RTD PH100 UNDER NO LOAD CONDITION. THE TEMPERATURE PROBES WERE PLACED ON NINE POINTS AND LOCATED ONE THERMOMETER PROBE IN EACH OF THE EIGHT CORNERS OF THE CHAMBER AND WAS AWAY FROM THE EACH WALL OF 5 cm TO 10 cm. AND PLACED THE NINTH THERMOMETER PROBE WITHIN 2.5 cm. OF THE GEOMETRIC CENTER OF THE CHAMBER. THE UNIFORMITY WAS MEASURED BETWEEN REFERENCE PROBE AND OTHER PROBES AT THE SAME TIME.

REFERENCE STANDARD INSTRUMENTS :-

INSTRUMENT	MODEL	SERIAL No.	CERTIFICATE No.	DUE DATE
1) DATA LOGGER WITH RTD	HYDRA 2635A	7301307	22T7508	10-Jul-23

3. THIS RESULT WAS FOUND ACCURATE AS SHOWN ON DATE AND PLACE OF CALIBRATION ONLY.
4. THIS RESULT EXCLUDE LONG TERM STABILITY OF THE UNIT UNDER CALIBRATION.
5. THIS CERTIFICATE IS TRACEABLE TO THE INTERNATIONAL SYSTEM OF UNIT MAINTAINED AT:-
- NATIONAL INSTITUTE OF METROLOGY (THAILAND) THROUGH QUALITY CALIBRATION CO.,LTD.

RESULT OF CALIBRATION :- WITHOUT ADJUSTMENT



GENERAL INFORMATION

Overall Ambient Temperature around the Chamber (°C) variation : 1
Overall Line Voltage (V) variation : 8
Instrument Condition : Normal
Chamber Size (W*L*H) : 56*40*48 cm

CHAMBER PERFORMANCE

Calibrate Point (°C)	Average All Position Temp (°C)	Temperature Stability (±°C)	Temperature Uniformity (°C)	Overall Variation (°C)
104.0	103.98	0.12	0.91	1.00
120.0	119.98	0.13	1.06	1.13
140.0	140.09	0.13	1.35	1.39
150.0	150.03	0.14	1.38	1.49

TEMPERATURE MEASUREMENT ACCURACY TEST

Controller Temp (°C)	Indicating Temp (°C)	Measured Temperature (°C) at Spread Locations									Uncertainty (± °C)
		#1	#2	#3	#4	Ref. 5	#6	#7	#8	#9	
104.0	104.0	104.07	104.09	104.21	103.93	103.58	103.79	103.99	103.78	104.36	0.38
120.0	120.0	120.03	120.13	120.34	119.94	119.53	119.69	119.94	119.71	120.48	0.38
140.5	140.5	140.15	140.30	140.44	140.10	139.56	139.74	140.03	139.80	140.72	0.46
150.5	150.5	150.04	150.25	150.54	150.35	149.46	149.55	149.83	149.60	150.67	0.46

NOTE 1: THE UNCERTAINTY OF MEASUREMENT EXCLUDED TEMPERATURE UNIFORMITY OF THE CHAMBER

NOTE 2: LOCATION 5 WAS REFERENCE LOCATION

NOTE 3: THIS CALIBRATION WAS CARRIED OUT AT THE CUSTOMER'S PLACE AT LABORATORY AREA

THE REPORTED UNCERTAINTY OF MEASUREMENT WAS BASED ON A STANDARD UNCERTAINTY MULTIPLIED BY A COVERAGE FACTOR k = 2, PROVIDING A LEVEL OF CONFIDENCE APPROXIMATELY 95%

END OF CALIBRATION REPORT

๗๘

ใบรับรองการสอบเทียบ “เครื่องชั่ง”

(Calibration Certificate of Electronic Balance)



CERTIFICATE No : 22M9915
REFERENCE No : 66549-2

PAGE : 1 OF 2

Certificate of Calibration

EQUIPMENT : DIGITAL BALANCE
MANUFACTURER : SARTORIUS
MODEL : BP210S
SERIAL No : S0736477
ID No : EQL-008
CONDITION AS RECEIVED : USED ITEM
SUBMITTED BY : TEST TECH CO., LTD.
30,32 RAMA II SOI 63, RAMA II RD.,
SAMAEDAM, BANGKHUNTHIAN, BANGKOK
10150

CALIBRATED BY : PRASERT P.

CALIBRATION DATE : 15-Sep-22

APPROVED BY : 
PONGRAK J.

ISSUED DATE : 21-Sep-22

RECEIVED DATE : 15-Sep-22

CERTIFICATE No : 22M9915

PAGE 2 OF 2

Calibration Report

EQUIPMENT	:	DIGITAL BALANCE	MODEL	:	BP210S
MANUFACTURER	:	SARTORIUS	S/N	:	S0736477
ID No	:	EQL-008	RECEIVED DATE	:	15-Sep-22
AIR PRESSURE	:	1011mbar \pm 1mbar	CALIBRATION DATE	:	15-Sep-22
AMBIENT TEMPERATURE	:	21°C \pm 1° C	RELATIVE HUMIDITY	:	51 %RH \pm 10 % RH

CONDITION OF THIS RESULTS OF CALIBRATION

1. THIS INSTRUMENT WAS CALIBRATED BY ACCORDING TO UKAS LAB 14 EDITION 6:2019 BY USING KNOWN WEIGHT STANDARD WEIGHT. THE BALANCE WAS ADJUSTED USING INTERNAL WEIGHT TO ADJUST THE BALANCE HAS NO ZERO TRACKING FUNCTION. REPEATABILITY WAS MEASURED BY USING 10 REPEATED MEASUREMENTS. LINEARITY WAS MEASURED COVERING 10 POINTS, EVENLY SPREAD OVER THE RANGE. THE INSTRUMENT WAS SET ZERO BEFORE PERFORMING THE LINEARITY TEST. OFF-CENTER LOADING WAS MEASURED BY USING STANDARD WEIGHTS PLACED ON THE PAN AND MOVED TO VARIOUS POSITIONS ON THE PAN. THE INTERNAL WEIGHT WAS CHECKED BY USING

2. REFERENCE STANDARD INSTRUMENTS

<u>INSTRUMENT</u>	<u>MODEL</u>	<u>SERIAL No</u>	<u>CERTIFICATE No</u>	<u>DUE DATE</u>
1) STANDARD WEIGHT SET	E2	QK-I-151	C02210415	09-Feb-23
2) STANDARD WEIGHT	E2	15843	C02210419	10-Feb-23
3) STANDARD WEIGHT	E2	QK-I-349	M21032358	26-Mar-23

3. THIS RESULT WAS FOUND ACCURATE AS SHOWN ON DATE AND PLACE OF CALIBRATION ONLY

4. THIS RESULT EXCLUDE LONG TERM STABILITY OF THE UNIT UNDER CALIBRATION

5. THIS CERTIFICATE IS TRACEABLE TO THE INTERNATIONAL SYSTEM OF UNIT MAINTAINED AT:-

• NATIONAL INSTITUTE OF METROLOGY (THAILAND) THROUGH CENTRAL BUREAU OF WEIGHTS&MEASURES

RESULT OF CALIBRATION :- WITHOUT ADJUSTMENT

1. ZERO SETTING FUNCTION: NORMAL

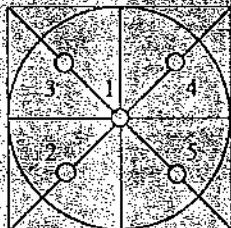
2. TARE FUNCTION: NORMAL

3. REPEATABILITY OF READING AT 200 g WAS 0.000063 g

4. DEPARTURE FROM NOMINAL VALUE/LINEARITY

NOMINAL VALUE (g)	BALANCE READING (g)	CORRECTION (g)	UNCERTAINTY (\pm g)
0.00	0.0000	0.0000	0.000090
0.10	0.1000	0.0000	0.000090
0.20	0.2000	0.0000	0.000090
0.50	0.5000	0.0000	0.000091
1.00	1.0000	0.0000	0.000091
2.00	2.0000	0.0000	0.000092
5.00	5.0000	0.0000	0.000093
10.00	10.0000	0.0000	0.000095
20.00	19.9999	0.0001	0.00010
50.00	49.9998	0.0002	0.00012
100.00	99.9998	0.0002	0.00019
200.00	199.9993	0.0007	0.00032

5. OFF CENTER LOADING ERROR



POINT	READING (t)
1	99.9997
2	99.9996
3	99.9995
4	99.9997
5	99.9998
OFF-CENTER LOADING	0.0002

6 INTERNAL-WEIGHT ERROR 0.00066666666666660376 g

NOTE: THIS CALIBRATION WAS CARRIED OUT AT THE CUSTOMER'S PLACE AT PRODUCTION AREA

THE REPORTED UNCERTAINTY OF MEASUREMENT WAS BASED ON A STANDARD UNCERTAINTY MULTIPLIED BY A COVERAGE FACTOR $k=2$, PROVIDING A LEVEL OF CONFIDENCE APPROXIMATELY 95%.

END OF CALIBRATION REPORT



CERTIFICATE No : 22M9914

REFERENCE No : 66549-1

PAGE : 1 OF 2

Certificate of Calibration

EQUIPMENT : DIGITAL BALANCE

MANUFACTURER : AND

MODEL : GR-200

SERIAL No : 14243876

ID No : EQL-130

CONDITION AS RECEIVED : USED ITEM

SUBMITTED BY : TEST TECH CO., LTD.
30,32 RAMA II SOI 63, RAMA II RD.,
SAMAEDAM, BANGKHUNTHIAN, BANGKOK
10150

CALIBRATED BY : PRASERT P.

CALIBRATION DATE : 15-Sep-22

APPROVED BY : PONGSAK J.

ISSUED DATE : 21-Sep-22

RECEIVED DATE : 15-Sep-22



CERTIFICATE No : 22M9914

PAGE : 2 OF 2

Calibration Report

EQUIPMENT : DIGITAL BALANCE MODEL : GR-200
MANUFACTURER : AND S/N : 14243876
ID No : EQL-130 RECEIVED DATE : 15-Sep-22
AIR PRESSURE : 1011mbar \pm 1mbar CALIBRATION DATE : 15-Sep-22
AMBIENT TEMPERATURE : 21°C \pm 1°C RELATIVE HUMIDITY : 53 %RH \pm 10 % RH

CONDITION OF THIS RESULTS OF CALIBRATION

1. THIS INSTRUMENT WAS CALIBRATED BY ACCORDING TO UKAS LAB 14 EDITION 6:2019 BY USING KNOWN WEIGHT STANDARD WEIGHT. THE BALANCE WAS ADJUSTED USING WEIGHT OF QUALITY CALIBRATION TO ADJUST. THE BALANCE HAS NO ZERO TRACKING FUNCTION. REPEATABILITY WAS MEASURED BY USING 10 REPEATED MEASUREMENTS. LINEARITY WAS MEASURED COVERING 10 POINTS, EVENLY SPREAD OVER THE RANGE. THE INSTRUMENT WAS SET ZERO BEFORE PERFORMING THE LINEARITY TEST. OFF-CENTER LOADING WAS MEASURED BY USING STANDARD WEIGHTS PLACED ON THE PAN AND MOVED TO VARIOUS POSITIONS ON THE PAN.

2. REFERENCE STANDARD INSTRUMENTS :

INSTRUMENT	MODEL	SERIAL No	CERTIFICATE No	DUE DATE
1) STANDARD WEIGHT SET	E2	QK-I-151	C02210415	09-Feb-23
2) STANDARD WEIGHT	E2	15843	C02210419	10-Feb-23
3) STANDARD WEIGHT	E2	QK-I-349	M2103235S	26-Mar-23

3. THIS RESULT WAS FOUND ACCURATE AS SHOWN ON DATE AND PLACE OF CALIBRATION ONLY.

4. THIS RESULT EXCLUDE LONG TERM STABILITY OF THE UNIT UNDER CALIBRATION.

5. THIS CERTIFICATE IS TRACEABLE TO THE INTERNATIONAL SYSTEM OF UNIT MAINTAINED AT:-

NATIONAL INSTITUTE OF METROLOGY (THAILAND) THROUGH CENTRAL BUREAU OF WEIGHTS&MEASURES

RESULT OF CALIBRATION - WITHOUT ADJUSTMENT

1. ZERO SETTING FUNCTION : NORMAL

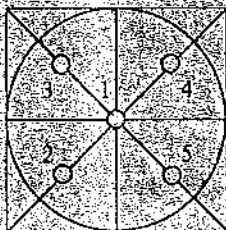
2. TARE FUNCTION : NORMAL

3. REPEATABILITY OF READING AT 200 g WAS 0.000048 g

4. DEPARTURE FROM NOMINAL VALUE/ LINEARITY

NOMINAL VALUE (g)	BALANCE READING (g)	CORRECTION (g)	UNCERTAINTY (\pm g)
0.00	0.0000	0.0000	0.000078
0.10	0.1000	0.0000	0.000078
0.20	0.2000	0.0000	0.000078
0.50	0.5000	0.0000	0.000079
1.00	1.0000	0.0000	0.000079
2.00	2.0000	0.0000	0.000080
5.00	5.0000	0.0000	0.000081
10.00	10.0000	0.0000	0.000084
20.00	20.0000	-0.0001	0.000089
50.00	50.0001	-0.0001	0.00011
100.00	100.0001	-0.0001	0.00019
200.00	200.0000	0.0000	0.00032

5. OFF CENTER LOADING ERROR



POINT	READING (g)
1	100.0000
2	100.0000
3	100.0001
4	100.0000
5	99.9999
OFF-CENTER LOADING	0.0001

NOTE: THIS CALIBRATION WAS CARRIED OUT AT THE CUSTOMER'S PLACE AT PRODUCTION AREA. THE REPORTED UNCERTAINTY OF MEASUREMENT WAS BASED ON A STANDARD UNCERTAINTY MULTIPLIED BY COVERAGE FACTOR $k=2$, PROVIDING A LEVEL OF CONFIDENCE APPROXIMATELY 95%.

END OF CALIBRATION REPORT

ใบรับรองการสอบเทียบ "ห้องเย็น"

(Calibration Certificate of Cool Room)



Metrological Center

SCI ECO Services Company Limited

33/2 Moo 3, T.Banpa, A.Kaengkhoi, Saraburi 18110, Thailand.

Saraburi Tel : +66 3627 3096 Fax : +66 3627 3100

Bangkok Tel : +668 9205 6851 , +669 8247 2360

Website : www.scieco.co.th E-Mail : calibrate@scg.co.th



Certificate No. T220021

Page 1 of 4

Certificate of Calibration

Equipment : Chamber (Cooling Room)

Manufacturer : -

Model : -

Serial No. : -

Customer Code : EQL-167

ID No. : T1447A1

Customer : Test Tech Co.,Ltd


30, 32 Rama II Soi 63, Rama II Rd., Samaedam,

Bangkhunthian Bangkok 10150

Customer Location : LABORATORY FLOOR 3

Date of Receipt : 12 January 2022

Calibrated By : Watcharapon Sangtong (Technician)

Approved By :  / Sujjar Naknakred (Site Calibration Manager)

Date of Issue : 19 JAN 2022

The uncertainties are for a confidence probability of approximately 95%.

This Certificate is issued in accordance with the conditions of accreditation granted by the Thai Laboratory Accreditation Scheme which has assessed the measurement capability of the laboratory and its traceability to recognized national standards and to the units of measurement realized at the corresponding national standard laboratory. This certificate may not be reproduced other than in full except with the prior written approval of the Metrological Center.

Certificate No. T220021

Page 4 of 4

Calibration Report

Measurement Results:

Average Standard Reading at each position (°C)										
Calibration Point	TN161	TN162	TN163	TN164	TN165	TN166	TN167	TN168	TN169	TN170
3	3.15	3.01	3.03	3.25	3.15	3.32	3.15	2.50	3.02	2.93
	TN171	TN172	TN173	TN174	TN175					
	2.99	2.47	2.60	2.95	2.60					

Chamber (Cooling Room)			Temperature Distribution				
Setting (°C)	Reading (°C)		Average (°C)	Stability (±°C)	Uniformity (°C)	Uncertainty (±°C)	Coverage
	Min , Max	Average					Factor <i>k</i>
3.0	2.9 , 3.1	3.0	2.94	0.47	1.02	0.93	2.00

* The quoted uncertainty exclude " uniformity "

The calibration result apply only the above calibrated item.

The result of test was found accurate as shown on date and place of test only.

The reported expanded uncertainty is based on a standard uncertainty multiplied by a coverage factor *k* which for a t-distribution, providing a level of confidence of approximately 95 % .

Approved By. 



Metrological Center

SCI ECO Services Company Limited

33/2 Moo 3, T.Banpa, A.Kaengkhoi, Saraburi 18110, Thailand.

Saraburi Tel : +66 3627 3096 Fax : +66 3627 3100

Bangkok Tel : +668 9205 6851 , +669 8247 2360

Website : www.scieco.co.th E-Mail : calibrate@scg.co.th



Certificate No. T220242

Page 1 of 4

Certificate of Calibration

Equipment : Chamber (Cooling Room)

Manufacturer : -

Model : -

Serial No. : -

Customer Code : EQL-181

ID No. : T0399A5

Customer : Test Tech Co.,Ltd

30, 32 Rama II Soi 63, Rama II Rd., Samaedam,

Bangkhunthian Bangkok 10150

Customer Location : LABORATORY FLOOR 4

Date of Receipt : 3 February 2022

Calibrated By : Watcharasak Puttarat (Technician)

Approved By : Boonchai Suriyawong / Boonchai Suriyawong (Site Calibration Manager)

Date of Issue : 7 FEB 2022

The uncertainties are for a confidence probability of approximately 95%.

This Certificate is issued in accordance with the conditions of accreditation granted by the Thai Laboratory Accreditation Scheme which has assessed the measurement capability of the laboratory and its traceability to recognized national standards and to the units of measurement realized at the corresponding national standard laboratory. This certificate may not be reproduced other than in full except with the prior written approval of the Metrological Center.



Metrological Center

SCI ECO Services Company Limited

33/2 Moo 3, T.Banpa, A.Kaengkhoi, Saraburi 18110, Thailand.



Certificate No. T220242

Page 2 of 4

Calibration Report

Equipment : Chamber (Cooling Room)
Date of Calibration : 7 February 2022
Environment : Temperature : 16.4-17.9 °C
Line Voltage : 221.4-230.2 V
Relative Humidity : 55 - 65 %RH

Condition of this results of calibration :

1. This equipment was calibrated by insert 15 standard thermocouples type T into its chamber , the other one standard thermocouples type T use for ambient temperature measurement . The calibration was done in according to WI-T20 (based on ASTM E145-94 (Reapproved 2001) and AS2853-1986).

All data show below were final values and the initial data from customer request . The temperature scale used was based on ITS - 90 .

2. Reference Standard Instrument :

Instrument	Model	Instrument No.	Certificate No.	Due Date
TC	TYPE T	TN141-TN150	T210743	21 April 2022
TC	TYPE T	TN151-TN160	T210743	21 April 2022
DATA LOGGER	34970A	T150	T210743	21 April 2022

3. This certificate is traceable to :

National Institute of Metrology (Thailand) through Metrological Center (NSC-TISI-TIS 17025 CALIBRATION 0244.)

4. Condition of calibrated item : good

Equipment Description :

Time Constant 2 Hour 20 Minute At 3 °C
Fresh Air Damper ☐ Open ☐ Min ☐ Medium ☐ Max
☐ Close
☒ Not Available

5. Adjustment :

(X) without adjustment

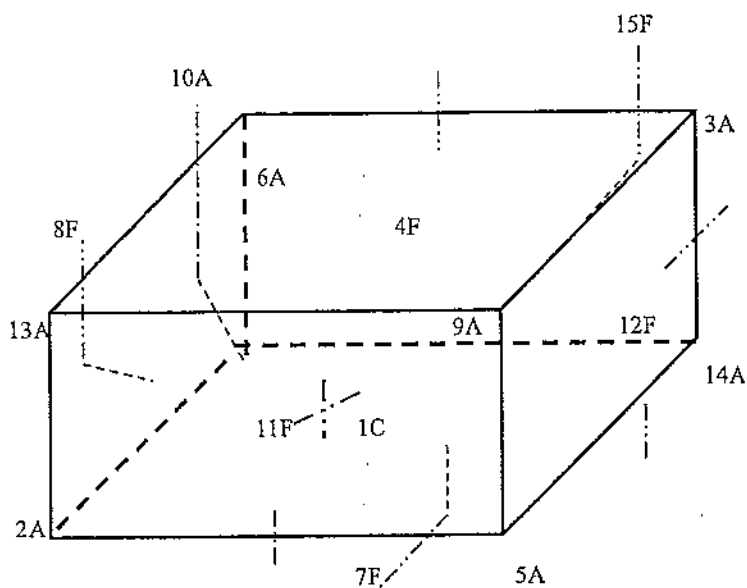
() after adjustment

Approved By. Juan Looi

Certificate No. T220242

Page 3 of 4


Calibration Report



C = Centre, F = Centre of Face, A = Corner, E = Centre of Edge

1C	=	TN141
2A	=	TN142
3A	=	TN143
4F	=	TN144
5A	=	TN145
6A	=	TN146
7F	=	TN147
8F	=	TN148
9A	=	TN149
10A	=	TN150
11F	=	TN151

12F	=	TN152
13A	=	TN153
14A	=	TN154
15F	=	TN155

Approved By. 



Metrological Center

SCI ECO Services Company Limited

33/2 Moo 3, T.Banpa, A.Kaengkhoi, Saraburi 18110, Thailand.



Certificate No. T220242

Page 4 of 4

Calibration Report

Measurement Results

Calibration Point	Average Standard Reading at each position (°C)									
	TN141	TN142	TN143	TN144	TN145	TN146	TN147	TN148	TN149	TN150
3.0	3.03	2.89	2.89	3.39	2.90	3.05	3.02	3.00	2.89	3.13
	TN151	TN152	TN153	TN154	TN155					
	3.23	3.20	3.25	2.93	3.17					

Chamber (Cooling Room)			Temperature Distribution				
Setting (°C)	Reading (°C)		Average (°C)	Stability (± °C)	Uniformity (°C)	Uncertainty (± °C)	Coverage Factor <i>k</i>
	Min, Max	Average					
3.0	2.7, 3.3	3.0	3.07	1.09	1.30	1.50	2.00

* The Acuoted uncertainty exclude "uniformity"

The calibration result apply only the above calibrated item.

The result of test was found accurate as shown on date and place of test only.

The reported expanded uncertainty is based on a standard uncertainty multiplied by a coverage factor *k* which for a t-distribution, providing a level of confidence of approximately 95 % .

Approved By. _____

๗10

ใบรับรองการสอบเทียบ “ตู้บ่มเชื้อ”
(Calibration Certificate of Incubator)



QUALITY CALIBRATION CO.,LTD.

235 Petchkasem 63/2 Road, Laksong, Bangkae, Bangkok 10160

Tel (662) 421-5402, (662) 444-0152-3, Fax (662) 809-4584

www.qcalibration.com



CERTIFICATE No : 22T1725

REFERENCE No : 64109-1

PAGE : 1 OF 2

Certificate of Calibration

EQUIPMENT : INCUBATOR
MANUFACTURER : MEMMERT
MODEL : IF 110
SERIAL No : D415.0802
ID No : EQL-190
CONDITION AS RECEIVED : USED ITEM
SUBMITTED BY : TEST TECH CO., LTD.
30,32 RAMA II SOI 63, RAMA II RD., SAMAEDAM,
BANGKHUNTHIAN, BANGKOK 10150

CALIBRATED BY : CHAICHARN CH.

CALIBRATION DATE : 21-Feb-22

APPROVED BY : PONGSAK J.

ISSUED DATE : 22-Feb-22

RECEIVED DATE : 21-Feb-22



QUALITY CALIBRATION CO., LTD.

235 Petchkasem 63/2 Road, Laksong, Bangkac, Bangkok 10160

Tel (662) 421-5402, (662) 444-0152-3, Fax (662) 809-4584

CERTIFICATE No : 22T1725

PAGE : 2 OF 2

Calibration Report

EQUIPMENT : INCUBATOR
MANUFACTURER : MEMMERT
MODEL : IF 110
ID No : EQL-190
RECEIVED DATE : 21-Feb-22
AMBIENT TEMPERATURE : 24 °C ± 1 °C
S/N : D415.0802
CALIBRATION DATE : 21-Feb-22
RELATIVE HUMIDITY : 50 %RH ± 10 %RH

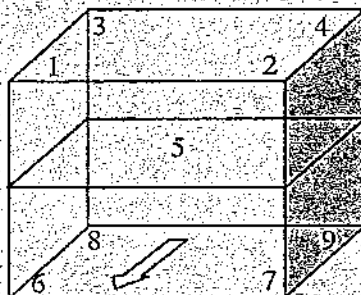
CONDITION OF THIS RESULTS OF CALIBRATION

1. THIS INSTRUMENT WAS CALIBRATED ACCORDING TO TLAS G-20 BY: COMPARISON WITH CALIBRATED RTD Pt100 UNDER NO LOAD CONDITION. THE TEMPERATURE PROBES WERE PLACED ON NINE POINTS AND LOCATED ONE THERMOMETER PROBE IN EACH OF THE EIGHT CORNERS OF THE CHAMBER AND WAS AWAY FROM THE EACH WALL OF 5 cm TO 10 cm. AND PLACED THE NINTH THERMOMETER PROBE WITHIN 2.5 cm. OF THE GEOMETRIC CENTER OF THE CHAMBER. THE UNIFORMITY WAS MEASURED BETWEEN REFERENCE PROBE AND OTHER PROBES AT THE SAME TIME.
REFERENCE STANDARD INSTRUMENTS :-

INSTRUMENT	MODEL	SERIAL No	CERTIFICATE No	DUE DATE
1) DATA LOGGER WITH RTD	HYDRA 2635A	7408027	21T6766	10-Jul-22

3. THIS RESULT WAS FOUND ACCURATE AS SHOWN ON DATE AND PLACE OF CALIBRATION ONLY.
4. THIS RESULT EXCLUDE LONG TERM STABILITY OF THE UNIT UNDER CALIBRATION.
5. THIS CERTIFICATE IS TRACEABLE TO THE INTERNATIONAL SYSTEM OF UNIT MAINTAINED AT:-
- NATIONAL INSTITUTE OF METROLOGY (THAILAND) THROUGH QUALITY CALIBRATION CO.,LTD.

RESULT OF CALIBRATION :- WITHOUT ADJUSTMENT



FRONT

GENERAL INFORMATION

Overall Ambient Temperature around the Chamber (°C) variation : 5
Overall Line Voltage (V) variation : 8
Instrument Condition : Normal
Chamber Size (W*L*H): 56*40*48 cm

CHAMBER PERFORMANCE

Calibration Point (°C)	Controller Temperature (°C)	Indicating Temperature (°C)	Average All Locations (°C)	Temperature Stability (±°C)	Temperature Uniformity (°C)	Overall Variation (°C)
37.0	37.0	37.0	36.91	0.07	0.22	0.28
44.0	44.0	44.0	44.17	0.07	0.22	0.27

TEMPERATURE MEASUREMENT ACCURACY TEST

Controller Temp (°C)	Indicating Temp (°C)	Measured Temperature (°C) at Spread Locations									Uncertainty (± °C)
		#1	#2	#3	#4	Ref: 5	#6	#7	#8	#9	
37.0	37.0	36.97	36.95	36.84	36.96	36.94	36.92	36.91	36.90	36.84	0.25
44.0	44.0	44.21	44.23	44.09	44.23	44.23	44.13	44.21	44.15	44.07	0.36

NOTE 1: THE UNCERTAINTY OF MEASUREMENT EXCLUDED TEMPERATURE UNIFORMITY OF THE CHAMBER.

NOTE 2: LOCATION 5 WAS REFERENCE LOCATION.

NOTE 3: THIS CALIBRATION WAS CARRIED OUT AT THE CUSTOMER'S PLACE AT LABORATORY AREA.

THE REPORTED UNCERTAINTY OF MEASUREMENT WAS BASED ON A STANDARD UNCERTAINTY MULTIPLIED BY A COVERAGE FACTOR k=2, PROVIDING A LEVEL OF CONFIDENCE APPROXIMATELY 95%.

END OF CALIBRATION REPORT



CERTIFICATE No : 22T1726
REFERENCE No : 64109-2


PAGE : 1 OF 2

Certificate of Calibration

EQUIPMENT : INCUBATOR
MANUFACTURER : MEMMERT
MODEL : IF 160
SERIAL No : D518.0082
ID No : EQL-205
CONDITION AS RECEIVED : USED ITEM
SUBMITTED BY : TEST TECH CO., LTD.
30,32 RAMA II SOI 63, RAMA II RD., SAMAEDAM,
BANGKHUNTHIAN, BANGKOK 10150

CALIBRATED BY : CHAICHARN CH.

CALIBRATION DATE : 21-Feb-22

APPROVED BY : 
PONGSAK J.

ISSUED DATE : 22-Feb-22

RECEIVED DATE : 21-Feb-22



CERTIFICATE No : 22T1726

PAGE : 2 OF 2

Calibration Report

EQUIPMENT : INCUBATOR
MANUFACTURER : MEMMERT
MODEL : IF 160
ID No : EQL-205 S/N : D518.0082
RECEIVED DATE : 21-Feb-22 CALIBRATION DATE : 21-Feb-22
AMBIENT TEMPERATURE : 24 °C ± 1 °C RELATIVE HUMIDITY : 50 %RH ± 10 %RH

CONDITION OF THIS RESULTS OF CALIBRATION

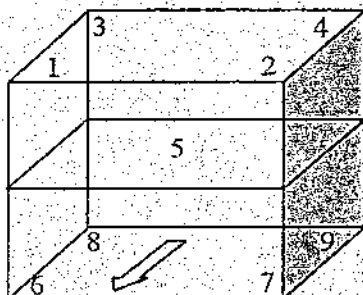
1. THIS INSTRUMENT WAS CALIBRATED ACCORDING TO TLAS G-20 BY COMPARISON WITH CALIBRATED RTD Pt100 UNDER NO LOAD CONDITION. THE TEMPERATURE PROBES WERE PLACED ON NINE POINTS AND LOCATED ONE THERMOMETER PROBE IN EACH OF THE EIGHT CORNERS OF THE CHAMBER AND WAS AWAY FROM THE EACH WALL OF 5 cm TO 10 cm. AND PLACED THE NINTH THERMOMETER PROBE WITHIN 2.5 cm. OF THE GEOMETRIC CENTER OF THE CHAMBER. THE UNIFORMITY WAS MEASURED BETWEEN REFERENCE PROBE AND OTHER PROBES AT THE SAME TIME.

REFERENCE STANDARD INSTRUMENTS :-

INSTRUMENT	MODEL	SERIAL No	CERTIFICATE No	DUE DATE
1) DATA LOGGER WITH RTD	HYDRA 2635A	6635300	21T6765	10-Jul-22

3. THIS RESULT WAS FOUND ACCURATE AS SHOWN ON DATE AND PLACE OF CALIBRATION ONLY.
4. THIS RESULT EXCLUDE LONG TERM STABILITY OF THE UNIT UNDER CALIBRATION.
5. THIS CERTIFICATE IS TRACEABLE TO THE INTERNATIONAL SYSTEM OF UNIT MAINTAINED AT:-
- NATIONAL INSTITUTE OF METROLOGY (THAILAND) THROUGH QUALITY CALIBRATION CO.,LTD.

RESULT OF CALIBRATION :- WITHOUT ADJUSTMENT



FRONT

GENERAL INFORMATION

Overall Ambient Temperature around the Chamber (°C) variation : 2
Overall Line Voltage (V) variation : 9
Instrument Condition : Normal
Chamber Size (W*L*H): 56*40*72 cm

CHAMBER PERFORMANCE

Calibration Point (°C)	Controller Temperature (°C)	Indicating Temperature (°C)	Average All Locations (°C)	Temperature Stability (±°C)	Temperature Uniformity (°C)	Overall Variation (°C)
35.0	35.0	35.0	34.99	0.02	0.14	0.20
36.0	36.0	36.0	36.00	0.03	0.14	0.22
41.5	41.5	41.5	41.46	0.05	0.10	0.19

TEMPERATURE MEASUREMENT ACCURACY TEST

Controller Temp (°C)	Indicating Temp (°C)	Measured Temperature (°C) at Spread Locations									Uncertainty (± °C)
		#1	#2	#3	#4	Ref. 5	#6	#7	#8	#9	
35.0	35.0	34.91	34.94	34.93	34.93	34.98	35.03	35.08	35.01	35.08	0.25
36.0	36.0	35.93	35.95	35.95	35.94	36.00	36.05	36.10	36.01	36.10	0.25
41.5	41.5	41.46	41.47	41.41	41.47	41.50	41.47	41.45	41.43	41.49	0.36

NOTE 1: THE UNCERTAINTY OF MEASUREMENT EXCLUDED TEMPERATURE UNIFORMITY OF THE CHAMBER.

NOTE 2: LOCATION 5 WAS REFERENCE LOCATION.

NOTE 3: THIS CALIBRATION WAS CARRIED OUT AT THE CUSTOMER'S PLACE AT LABORATORY AREA.

THE REPORTED UNCERTAINTY OF MEASUREMENT WAS BASED ON A STANDARD UNCERTAINTY MULTIPLIED BY A COVERAGE FACTOR k =2, PROVIDING A LEVEL OF CONFIDENCE APPROXIMATELY 95%.

END OF CALIBRATION REPORT

**QUALITY CALIBRATION CO.,LTD.**

235 Petchkasem 63/2 Road, Laksong, Bangkae, Bangkok 10160

Tel (662) 421-5402, (662) 444-0152-3, Fax (662) 809-4584

www.qcalibration.com



CERTIFICATE No : 21T7075

REFERENCE No : 61873-3

PAGE : 1 OF 2

Certificate of Calibration

EQUIPMENT : INCUBATOR

MANUFACTURER : MEMMERT

MODEL : INB 400

SERIAL No : E405.0946


ID No : EQL-087

CONDITION AS RECEIVED : USED ITEM

SUBMITTED BY : TEST TECH CO., LTD.
30,32 RAMA II SOI 63, RAMA II RD., SAMAEDAM,
BANGKHUNTHIAN, BANGKOK 10150

CALIBRATED BY : CHAICHARN CH.

CALIBRATION DATE : 20-Jul-21

APPROVED BY : 
PONGSAK J.

ISSUED DATE : 21-Jul-21

RECEIVED DATE : 20-Jul-21



QUALITY CALIBRATION CO.,LTD.

235 Petchkasem 63/2 Road, Laksong, Bangkae, Bangkok 10160

Tel (662) 421-5402, (662) 444-0152-3, Fax (662) 809-4584

CERTIFICATE No : 21T7075

PAGE : 2 OF 2

Calibration Report.

EQUIPMENT : INCUBATOR
MANUFACTURER : MEMMERT
MODEL : INB 400
ID No : EQL-087
RECEIVED DATE : 20-Jul-21
AMBIENT TEMPERATURE : 24 °C ± 1 °C
S/N : E405.0946
CALIBRATION DATE : 20-Jul-21
RELATIVE HUMIDITY : 50 %RH ± 10 %RH

CONDITION OF THIS RESULTS OF CALIBRATION

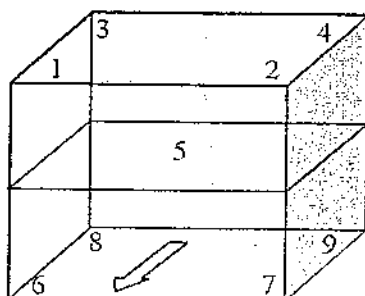
1. THIS INSTRUMENT WAS CALIBRATED ACCORDING TO TLAS G-20 BY COMPARISON WITH CALIBRATED RTD Pt100 UNDER NO LOAD CONDITION. THE TEMPERATURE PROBES WERE PLACED ON NINE POINTS AND LOCATED ONE THERMOMETER PROBE IN EACH OF THE EIGHT CORNERS OF THE CHAMBER AND WAS AWAY FROM THE EACH WALL OF 5 cm TO 10 cm. AND PLACED THE NINTH THERMOMETER PROBE WITHIN 2.5 cm. OF THE GEOMETRIC CENTER OF THE CHAMBER. THE UNIFORMITY WAS MEASURED BETWEEN REFERENCE PROBE AND OTHER PROBES AT THE SAME TIME.

REFERENCE STANDARD INSTRUMENTS :-

INSTRUMENT	MODEL	SERIAL No	CERTIFICATE No	DUE DATE
1) DATA LOGGER WITH RTD	HYDRA 2635A	7301307	21T6764	10-Jul-22

3. THIS RESULT WAS FOUND ACCURATE AS SHOWN ON DATE AND PLACE OF CALIBRATION ONLY.
4. THIS RESULT EXCLUDE LONG TERM STABILITY OF THE UNIT UNDER CALIBRATION.
5. THIS CERTIFICATE IS TRACEABLE TO THE INTERNATIONAL SYSTEM OF UNIT MAINTAINED AT:-
- NATIONAL INSTITUTE OF METROLOGY (THAILAND) THROUGH QUALITY CALIBRATION CO.,LTD.

RESULT OF CALIBRATION :- WITHOUT ADJUSTMENT



FRONT

GENERAL INFORMATION

Overall Ambient Temperature around the Chamber (°C) variation : 1
Overall Line Voltage (V) variation : 9
Instrument Condition : Normal
Chamber Size (W*L*H): 40*33*40 cm

CHAMBER PERFORMANCE

Calibration Point (°C)	Controller Temperature (°C)	Indicating Temperature (°C)	Average All Locations (°C)	Temperature Stability (±°C)	Temperature Uniformity (°C)	Overall Variation (°C)
44.0	43.5	43.5	44.15	0.17	1.25	1.27
55.0	54.5	54.5	55.06	0.27	1.47	1.50

TEMPERATURE MEASUREMENT ACCURACY TEST

Controller Temp (°C)	Indicating Temp (°C)	Measured Temperature (°C) at Spread Locations									Uncertainty (± °C)
		#1	#2	#3	#4	Ref. 5	#6	#7	#8	#9	
43.5	43.5	43.75	43.82	43.87	43.82	43.62	44.62	44.52	44.61	44.68	0.36
54.5	54.5	54.63	54.67	54.77	54.68	54.46	55.47	55.64	55.52	55.67	0.36

NOTE 1 : THE UNCERTAINTY OF MEASUREMENT EXCLUDED TEMPERATURE UNIFORMITY OF THE CHAMBER.

NOTE 2 : LOCATION 5 WAS REFERENCE LOCATION.

NOTE 3 : THIS CALIBRATION WAS CARRIED OUT AT THE CUSTOMER'S PLACE AT LABORATORY AREA.

THE REPORTED UNCERTAINTY OF MEASUREMENT WAS BASED ON A STANDARD UNCERTAINTY MULTIPLIED BY A COVERAGE FACTOR k=2, PROVIDING A LEVEL OF CONFIDENCE APPROXIMATELY 95%.

END OF CALIBRATION REPORT

ชุด 11

ใบรับรองการทวนสอบ "เครื่อง Atomic Absorption Spectrophotometer"
(Calibration Certificate of Atomic Absorption Spectrophotometer)



PinAAcle 900F Preventive Maintenance Report

Company Name: TEST TECH CO.,LTD


Instrument Location: 30, 32 Rama II Soi 63 Rama II Road.
Samaedam, Bangkhuntien, Bangkok, 10510

Instrument Serial No.: PFBS21091601

Date: 06-Jul-2022

PinAAcle 900F Preventive Maintenance (PM)

Company Name:	TEST TECH CO.,LTD		
Address (Instrument Location):	30,32 Rama II Soi 83 Rama II Road,Samaedam, Bangkhuntien, Bangkok, 10510		
Serial Number:	PFB521091601	PM Number:	1/2
Customer Name (if applicable):	K. AOYJAI	Telephone Number:	02-877-3271
Customer Support Engineer Name:	K. DUANG	Service Order Number:	WO-01833526
Date PM Performed: (DD-MMM-YYYY)	Jul 6, 2022	Next PM Due Date: (DD-MMM-YYYY)	Jan 6, 2023
Standard Labor Hours to Complete PM :		5 hours	

Part Number	Release	Publication Date	
09370145 Rev.9	A	January 2018	

Scope

The purpose of this PM is to ensure the continued functionality of the PinAAcle 900F by inspecting and replacing any worn or damaged parts. This service should only be performed by a trained representative of PerkinElmer.

The customer should save their method before the PM begins.

General Instructions:

The customer must provide the engineer operational data to demonstrate recent instrument performance prior to starting the PM.

Always check with the customer before making any changes that may affect the customer's analysis or calibration, including a current back-up of system software and/or data files.

The completed document should be signed by an authorized PerkinElmer and customer representative and left with the customer.

Update the PM sticker and instrument logbook as required.

Copyright Information

This document contains proprietary information that is protected by copyright. All rights are reserved.

No part of this publication may be reproduced in any form whatsoever or translated into any language without the prior, written permission of PerkinElmer, Inc.

Copyright © 2013 PerkinElmer, Inc.

Trademarks

Registered names, trademarks, etc. used in this document, even when not specifically marked as such, are protected by law. PerkinElmer is a registered trademark of PerkinElmer, Inc. All other trademarks and registered trademarks not owned by PerkinElmer, Inc. or its subsidiaries that are depicted herein are the property of their respective owners. Except as specifically set forth in its terms and conditions of sale, PerkinElmer makes no Warranty of any kind with regard to this document, including, but not limited to, the implied warranties of merchantability and fitness for a particular purpose.

PerkinElmer shall not be liable for incidental or consequential damages in connection with the furnishing or use of this document.

Component List

Component / Specific Model	Serial #	Configuration Notes

Parts Lists

Parts Included with the PM		
Part Number (If applicable)	Description	Quantity
B0501696	Fan Filters	N/A
N3160156	O-Ring Kits for Sampling Introduction (Stainless Steels Nebulizer)	N/A
N3160157	O-Ring Kits for Sampling Introduction (Plastic Nebulizer)	N/A
N9301714	Replacement Acetylene Filter Cartridge	N/A
TH001022	Replacement Air Filter Cartridge	N/A

Additional Reagents and Standards Required for PM				
Part Number (if applicable)	Description	Quality	Batch/Lot #	Expired Date (MM/YY)
N9300183	1000 mg/L Copper Standard	AR	25-76CUY1	30-Oct-2022

Additional Reagents and Standards Required for PM (Customer Support Solution)				
Part Number (If applicable)	Description	Quantity	Batch/Lot #	Expiration Date (MM/YY)
N/A	DI Water	250 ml.	AR	AR
N/A	0.5% HNO ₃	250 ml.	AR	AR

Additional Tools Required for PM			
Part Number (if applicable)	Description	Quantity	Serial #
N1013000	0.2A Neutral density filter	1	MG0-252
N1013002	1.0A Neutral density filter	1	MG0-358
03030997	System 2 EDL Driver	1	03030997
N3050605	As System 2 EDL	1	16148
N3050121	Cu Lumina HCL	1	092216-010130
N3050109	Ba Lumina HCL	1	102416-040160
N3050139	K Lumina HCL	1	110716-010060
N3050152	Ni Lumina HCL	1	100516-030190

Procedure Checklist

Use (✓) to check off those steps in the checklist that have been completed.

1. General:

- ☒ Review the instrument performance with the customer and document any recent problems.
- ☒ Inspect the customer log book and make any appropriate PM entries.
- ☒ Perform general inspection of system for cleanliness.

2. PC Instrument Software:

- ☒ Instrument Software user files/databases archived, packed, and/or deleted as needed.

3. Mechanical:

- ☒ Inspect and clean all fans and filters. Replace filters if necessary
- ☒ Inspect all gas lines for leaks and/or wear. Replace if needed.
- ☒ Clean exterior of the instrument.
- ☒ Inspect the burner head, burner chamber, and nebulizer. Clean if needed as stated in the Hardware Guide.
- ☒ Check burner head dimensions with the feeler gauge as stated in the Hardware Guide in the Maintenance chapter section on cleaning the burner head and checking slot width. Replace if out of specification
- ☒ Check the condition of the end cap, burner head, and nebulizer O-rings. Replace if necessary.
- ☒ Check the drain system for signs of wear. Replace worn or damaged parts.
- ☒ Visually check for proper flame conditions when igniting the Air-C₂H₂ and N₂O-C₂H₂ flames (if applicable).

4. Electrical:

- ☒ Inspect PC boards. Clean if necessary.
- ☒ Carefully check all internal and external cable connections.
- ☒ Check instrument firmware revisions upgrade to current levels (if necessary)
- ☒ Run Diagnostics Test within the Advanced function of the Spectrometer page. Check the results in the service log folder in the Spectrometer BM Log Viewer.

5. Optics:

- ☒ Inspect and clean the sample compartment windows, if needed.
- ☒ Inspect optics. Clean or replace if necessary,

6. Gasses:

- ☒ Verify that the Gasses supplied to the instrument are within the pressure and purity specifications found in the PinAAcle 900 Series Pre-installation Checklist SDB.
- ☒ Verify that the acetylene filter and air filter element is dry. Replace if necessary.

7. Flame Interlock Check:

Description: Check to ensure that all safety interlocks are closed.

Parameter	Specification	Test Results	Pass/Fail
Flame Sensor	Air/C ₂ H ₂ Flame correctly shuts down	Active	Passed
Drain Sensor	Air/C ₂ H ₂ Flame correctly shuts down	Active	Passed
Nebulizer Sensor	Air/C ₂ H ₂ Flame correctly shuts down	Active	Passed
C ₂ H ₂ Pressure Sensor	Air/C ₂ H ₂ Flame correctly shuts down	Active	Passed
Air Pressure Sensor	Air/C ₂ H ₂ Flame correctly shuts down	Active	Passed
Burner Head Sensor	Choosing Nitrous Oxide as the oxidant should trigger an interlock shuts down	Active	Passed

8. After PM Performance tests:

8.1 Detector Linearity with Barium

Description: Ensures that the detector is linear in the Visible Range.

Parameter	Specification	Certificate Value at 553.6 nm (Abs.)	Test Results	Pass/Fail
1.0 A ND Filter	± 5% from Cert.	0.9798	0.9806	Passed
0.2 A ND Filter	± 5% from Cert.	0.2042	0.2008	Passed

8.2 Baseline Noise at 1.0 Absorbance with Barium

Description: Ensures that a high absorbance will not produce excessive noise.

Parameter	Specification	Results	Pass/Fail
Standard Deviation	≤ 0.010	0.0009	Passed

8.3 AA Baseline Noise with Copper

Description: Check baseline noise.

Parameter	Specification	Results	Pass/Fail
Standard Deviation	≤ 0.001	0.0001	Passed

8.4 D₂ Background Compensation with Copper

Description: Verifies the instruments ability to compensate for Background absorption.

Parameter	Specification	Results	Pass/Fail
Standard Deviation	≤ 0.010	0.0063	Passed

8.5 AA-BG Baseline Noise with Copper

Description: Ensures that background correction does not produce excessive noise.

Parameter	Specification	Results	Pass/Fail
Standard Deviation	≤ 0.005	0.0003	Passed

8.6 AA-BG Baseline Noise with Arsenic

Description: Ensures that background correction does not produce excessive noise at a low wavelength.

Parameter	Specification	Results	Pass/Fail
Standard Deviation	≤ 0.005	0.0001	Passed

8.7 Flame Sensitivity

Description: Instrument Sensitivity checked against Copper standard.

Standard Copper Sensitivity	Specification	Results (Abs.)	Pass/Fail
5 mg/L Sensitivity SS Neb (if applicable)	> 0.250 Abs.	NA	Not Applicable
2 mg/L Sensitivity HS Neb (if applicable)	> 0.250 Abs.	0.3566	Passed

10. Review:

- ☒ Review with the customer PM work performed.
- ☒ Review with the customer routine maintenance procedures.
- ☒ Discuss recommended customer supplied materials to have on hand.
- ☒ Attach PM sticker.

Additional Comments

Additional Comments Regarding the PM	
PERFORMANCE TEST FOR FIAS	
1. Characteristic mass for Mercury (500 ul of 10 ug/l for Hg And 5 replicates)	0.0674 Abs. 326.4 pg/ 0.0044 Abs.
Characteristic Mass	
% RSD	1.62%
2. Characteristic mass for Arsenic (500 ul of 10 ug/l for As And 5 replicates)	0.1631 Abs. 1.3e+03 pg/ 0.0044 Abs.
Characteristic Mass	
% RSD	1.29%
3. Characteristic mass for Selenium (500 ul of 10 ug/l for Se And 5 replicates)	0.3055 Abs. 72.0 pg/ 0.0044 Abs.
Characteristic Mass	
% RSD	0.92%
Wavelength Accuracy Check	
(As 193.70 nm +/-0.3 nm	193.70)
(Cu 324.75 nm +/-0.3 nm	324.70)
(Ba 553.55 nm +/-0.3 nm	553.50)
(K 766.49 nm +/-0.3 nm	766.60)


Review

<i>The preventive maintenance checks and if applicable performance tests for PinAAcle 900F have been completed.</i>	
This PinAAcle 900F Passes <input checked="" type="checkbox"/> Falls <input type="checkbox"/> the preventive maintenance.	
Review of Preventive Maintenance:	
Authorized PerkinElmer Representative: D. Wang	Date: 06-Jul-2022 <small>(DD-MMM-YYYY)</small>
Authorized Customer Representative: J. Smith	Date: 06-Jul-2022 <small>(DD-MMM-YYYY)</small>

ซ12

ใบรับรองการทวนสอบ “เครื่องอ่างไอน้ำ”

(Calibration Certificate of Water bath)



CERTIFICATE No : 22T8990
REFERENCE No : 66263-3

PAGE : 1 OF 2

Certificate of Calibration

EQUIPMENT : WATER BATH
MANUFACTURER : MEMMERT
MODEL : WNE 45
SERIAL No : L720.0266
ID No : EQL-241
CONDITION AS RECEIVED : USED ITEM
SUBMITTED BY : TEST TECH CO., LTD.
30,32 RAMA II SOI 63, RAMA II RD., SAMAEDAM,
BANGKHUNTHIAN, BANGKOK 10150

CALIBRATED BY : CHAICHARN CH.

CALIBRATION DATE : 19-Aug-22

APPROVED BY : 
PONGSAK J.

ISSUED DATE : 19-Aug-22

RECEIVED DATE : 19-Aug-22



QUALITY CALIBRATION CO.,LTD.

235 Petchkasem 63/2 Road, Laksong, Bangkai, Bangkok 10160

Tel (662) 421-5402, (662) 444-0152-3, Fax (662) 809-4584

www.qcalibration.com

CERTIFICATE No : 22T8990

PAGE : 2 OF 2

Calibration Report

EQUIPMENT : WATER BATH
MANUFACTURER : MEMMERT
ID NUMBER : EQL-241
RECEIVED DATE : 19-Aug-22
AMBIENT TEMPERATURE : 27 °C ± 1 °C
MODEL : WNE 45
SERIAL NUMBER : L720.0266
CALIBRATION DATE : 19-Aug-22
RELATIVE HUMIDITY : 51 %RH ± 10 % RH

CONDITION OF THIS RESULTS OF CALIBRATION

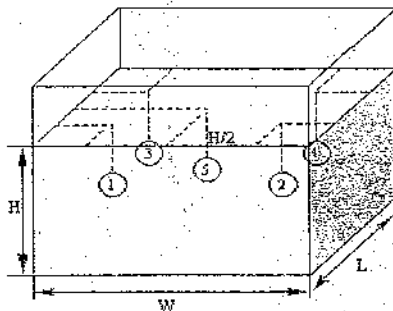
1. THIS INSTRUMENT WAS CALIBRATED ACCORDING TO ASTM E715-80 (REAPPROVED 2001) BY COMPARISON WITH CALIBRATED RTD. THE PROBES WERE PLACED ON FIVE POINTS AND LOCATED ONE PROBE IN EACH OF THE FOUR CORNERS OF THE BATH AND PLACED THE FIFTH RTD WITHIN 2.5 cm. OF THE GEOMETRIC CENTER OF THE WATER VOLUME (REFERENCE LOCATION) UNDER NO LOAD CONDITION.

2. REFERENCE STANDARD INSTRUMENTS :-

INSTRUMENT	MODEL	SERIAL No	CERTIFICATE No	DUE DATE
1) DATA LOGGER WITH RTD	2625A	6603614	22T7514	05-Jul-23

3. THIS RESULT WAS FOUND ACCURATE AS SHOWN ON DATE AND PLACE OF CALIBRATION ONLY.
4. THIS RESULT EXCLUDE LONG TERM STABILITY OF THE UNIT UNDER CALIBRATION.
5. THIS CERTIFICATE IS TRACEABLE TO THE INTERNATIONAL SYSTEM OF UNIT MAINTAINED AT:-
- NATIONAL INSTITUTE OF METROLOGY (THAILAND) THROUGH QUALITY CALIBRATION CO.,LTD.

RESULT OF CALIBRATION :- WITHOUT ADJUSTMENT



PROBE INSTALLATION
POSITION IN THE BATH

GENERAL INFORMATION

Overall Variation of Ambient Temperature around the Bath (°C) : 0.5
Overall Variation of Line Voltage (V) : 3
Instrument Condition : Normal
Bath Inner Size (W*L*H) : 59*35*22 cm

BATH PERFORMANCE

Calibrate Point (°C)	Average All Position Temp. (°C)	Temperature Stability (±°C)	Temperature Uniformity (°C)	Overall Variation (°C)
83.0	82.97	0.03	0.03	0.09
92.0	91.95	0.07	0.03	0.14

TEMPERATURE MEASUREMENT ACCURACY TEST

Controller Temp (°C)	Indicating Temp (°C)	Measured Temperature (°C) at Spread Locations					Uncertainty (± °C)
		#1	#2	#3	#4	Ref. 5	
83.0	83.0	82.97	82.97	82.96	82.98	82.99	0.14
92.0	92.0	91.95	91.97	91.94	91.96	91.95	0.15

NOTE 1 : THE UNCERTAINTY OF MEASUREMENT EXCLUDED TEMPERATURE UNIFORMITY OF THE BATH.

NOTE 2 : THIS CALIBRATION WAS CARRIED OUT AT THE CUSTOMER'S PLACE AT LABORATORY AREA.

THE REPORTED UNCERTAINTY OF MEASUREMENT WAS BASED ON A STANDARD UNCERTAINTY MULTIPLIED BY A COVERAGE FACTOR k=2, PROVIDING A LEVEL OF CONFIDENCE APPROXIMATELY 95%.

END OF CALIBRATION REPORT

ซ13

ใบรับรองการทดสอบ “เครื่องนึ่งฆ่าเชื้อ”

(Calibration Certificate of Autoclave)



CERTIFICATE No : 22T1730
REFERENCE No : 64109-6

PAGE 1 OF 2

Certificate of Calibration

EQUIPMENT : AUTOCLAVE
MANUFACTURER : HIRAYAMA
MODEL : HVE-50
SERIAL No : 30612085166
D No : EQL-155
CONDITION AS RECEIVED : USED ITEM
SUBMITTED BY : TEST TECH CO., LTD.
30,32 RAMA II SOI 63, RAMA II RD.,
SAMAEDAM, BANGKHUNTHIAN, BANGKOK
10150

CALIBRATED BY : CHAICHARN CH.
CALIBRATION DATE : 21-Feb-22

APPROVED BY : PONGSAK J.

ISSUED DATE : 22-Feb-22

RECEIVED DATE : 21-Feb-22



QUALITY CALIBRATION CO.,LTD.

235 Petchkasem 63/2 Road, Laksong, Bangkac, Bangkok 10160

Tel (662) 421-5402, (662) 444-0152-3, Fax (662) 809-4584

www.qcalibration.com

CERTIFICATE No : 22T1730

PAGE : 2 OF 2

Calibration Report

EQUIPMENT : AUTOCLAVE
MANUFACTURER : HIRAYAMA
ID NUMBER : EQL-155
RECEIVED DATE : 21-Feb-22
AMBIENT TEMPERATURE : 30° C ± 1° C
MODEL : HVE-50
SERIAL NUMBER : 30612085166
CALIBRATION DATE : 21-Feb-22
RELATIVE HUMIDITY : 50 %RH ± 10 % RH

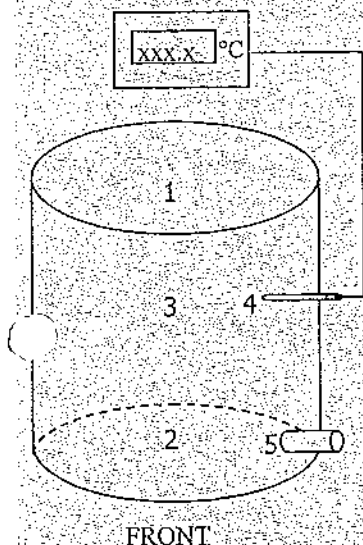
CONDITION OF THIS RESULTS OF CALIBRATION

1. THIS INSTRUMENT WAS CALIBRATED BASED ON BS 2646 : Part 5 : 1993 BY COMPARISON WITH CALIBRATED THERMOCOUPLE TYPE K UNDER NO LOAD CONDITION. THE THERMOCOUPLES WERE PLACED ON FIVE LOCATIONS AS SHOWN IN THE PICTURE. TWO PROBES WERE PLACES NEAR TOP AND BOTTOM WALL AND EACH PROBE WAS AWAY FROM THE EACH WALL OF 5 cm TO 10 cm. AND PLACED THE THIRD PROBE WITHIN 2.5 cm. OF THE GEOMETRIC CENTER OF THE INSTRUMENT CHAMBER. PROBE NUMBER 4 WAS ATTACHED TO THE LOAD TEMPERATURE PROBE, IF FITTED, WITHIN 20 mm OF ITS TIP. PROBE NUMBER 5 WAS PLACED IN THE CHAMBER DRAIN OR VENT WITHIN 100 mm OF ITS CONNECTION TO THE CHAMBER.
2. REFERENCE STANDARD INSTRUMENTS :-

INSTRUMENT	MODEL	SERIAL No	CERTIFICATE No	DUE DATE
1) DATA LOGGER	VALPROBE	S350, DV35, DN94	22T0541	31-Jan-23

3. THIS RESULT WAS FOUND ACCURATE AS SHOWN ON DATE AND PLACE OF CALIBRATION ONLY.
4. THIS RESULT EXCLUDE LONG TERM STABILITY OF THE UNIT UNDER CALIBRATION.
5. THIS CERTIFICATE IS TRACEABLE TO THE INTERNATIONAL SYSTEM OF UNIT MAINTAINED AT:-
NATIONAL INSTITUTE OF METROLOGY (THAILAND) THROUGH QUALITY CALIBRATION CO.,LTD.

RESULT OF CALIBRATION :- WITHOUT ADJUSTMENT



GENERAL INFORMATION

Overall Ambient Temperature around the Chamber : variation : 1.2 °C

Autoclave Condition : Normal

Chamber Size (Diameter*H): 30 * 71 cm

CHAMBER PERFORMANCE

Controller Temperature (°C)	Average All Locations (°C)	Temperature Stability (±°C)	Temperature Uniformity (°C)	Overall Variation (°C)	Pressure (MPa)	Holding time (min)	Operating Cycle time (min)
116	116.48	0.09	0.10	0.27	0.090	15	60
122	122.43	0.09	0.13	0.27	0.130	15	60

TEMPERATURE MEASUREMENT ACCURACY TEST(° C)

Cont Temp	Ind Temp	Measured Temperature (°C) at Spread Locations					Uncertainty (± °C)
		#1	#2	#3	#4	#5	
116	116	116.45	116.50	116.53	116.45	116.45	0.59
122	122	122.40	122.46	122.50	122.39	122.39	0.59

NOTE 1 : THE UNCERTAINTY OF MEASUREMENT OF TEMPERATURE MEASUREMENT ACCURACY TEST EXCLUDED TEMPERATURE UNIFORMITY OF THE CHAMBER.

NOTE 2 : THE STABILITY TERM IN THE UNCERTAINTY BUDGET WAS REPLACED BY THE STANDARD REPEATABILITY.

NOTE 3 : LOCATION 3 WAS REFERENCE LOCATION.

NOTE 4 : THIS CALIBRATION WAS CARRIED OUT AT THE CUSTOMER'S PLACE AT LABORATORY AREA.

THE REPORTED UNCERTAINTY OF MEASUREMENT WAS BASED ON A STANDARD UNCERTAINTY MULTIPLIED BY A COVERAGE FACTOR k =2, PROVIDING A LEVEL OF CONFIDENCE APPROXIMATELY 95%.

END OF CALIBRATION REPORT

๗14

ใบรับรองการทวนสอบ “เครื่อง Spectrophotometer”
(Calibration Certificate of Spectrophotometer)



Bara Scientific
Solution of Success

Bara Scientific Co., Ltd.

968 U Chu Liang Building Floor7 Rama4 Road
Silom Bangrak Bangkok Thailand 10500
Tel : 02-6324300 Fax : 02-6375496-7
www.barascientific.com



Certificate of Calibration

Number of Page(s) 1 of 3

Certificate No. BSCC-UV-173/22
Equipment UV/Vis Spectrophotometer
Model UV-1900i
Manufacturer Shimadzu
Serial No. A12535780311 ML
ID No. EQL-233
Date of receipt 19 May 2022
Date of calibration 19 May 2022
Date of issue 26 May 2022

Customer name Test Tech Co., Ltd.

Address 30, 32 Rama II Soi 63, Rama II RD., Samaedam, Bangkhunthian, Bangkok 10150.

Temperature (23.7-24.3) °C (On site)
Humidity (47.5-48.3) %RH (On site)

Equipment condition Good Operation

Calibration Location Water Room

Calibration Procedure In-house method WI-UV-702-01 based on ASTM E275-01

Traceability Wavelength Accuracy is traceable to certificate No. 96367 and 96366
Photometric Accuracy is traceable to certificate No. 99925 and 100147
Stray Light is traceable to certificate No. 99385
The above certificate are traceable to SI unit through Starna Scientific Ltd.
(UKAS accredited calibration laboratory NO. 0659)

Calibrated by Mr.Kanchit Choothep

Approved by

Mr.Kanchit Choothep
Technical Manager

The above results are valid exclusively for the calibrated item(s) as mention in this report / certificate.
Advertising the report / Certificate and publicity of the results are prohibited and also shall not be reproduced
except in full, without written approval of the Bara Scientific Co., Ltd.

Certificate of Calibration

Certificate No. BSCC-UV-173/22

Number of Page(s) 2 of 3

Calibration Results:

1.Wavelength Accuracy

Certified Wavelength (nm)	UUC (nm)	Error (nm)	Uncertainty (\pm nm)
279.44	279.06	-0.38	0.18
418.53	418.35	-0.18	0.18
536.52	536.47	-0.06	0.18
684.50	684.50	0.00	0.18
879.41	879.24	-0.17	0.18

2.Photometric Accuracy (UV)

Wavelength (nm)	Certified Absorbance (A)	UUC (A)	Error (A)	Uncertainty (\pm A)
235	CNR	CNR	CNR	CNR
	CNR	CNR	CNR	CNR
257	0.0000	0.0000	0.0000	0.0075
	0.8499	0.8490	-0.0010	0.0075
313	CNR	CNR	CNR	CNR
	CNR	CNR	CNR	CNR
350	0.0000	0.0000	0.0000	0.0075
	0.6306	0.6308	0.0002	0.0075

*CNR = Customer not request

The above results are valid exclusively for the calibrated item(s) as mention in this report / certificate.
Advertising the report / Certificate and publicity of the results are prohibited and also shall not be reproduced
except in full, without written approval of the Bara Scientific Co., Ltd.

Certificate of Calibration

Certificate No. **BSCC-UV-173/22**

Number of Page(s)

3 of 3

Calibration Results:

3. Photometric Accuracy (Visible)

Wavelength (nm)	Certified Absorbance (A)	UUC (A)	Error (A)	Uncertainty ($\pm A$)
420.0	0.0000	0.0000	0.0000	0.0042
	0.5472	0.5481	0.0009	0.0042
	0.7637	0.7626	-0.0011	0.0042
	1.0480	1.0484	0.0004	0.0042
440.0	0.0000	0.0000	0.0000	0.0042
	0.5371	0.5381	0.0010	0.0042
	0.7457	0.7450	-0.0008	0.0042
	1.0233	1.0243	0.0010	0.0042
465.0	CNR	CNR	CNR	CNR
	CNR	CNR	CNR	CNR
	CNR	CNR	CNR	CNR
	CNR	CNR	CNR	CNR
546.1	0.0000	0.0000	0.0000	0.0042
	0.5006	0.5012	0.0006	0.0042
	0.6961	0.6946	-0.0015	0.0042
	0.9563	0.9558	-0.0005	0.0042
590.0	CNR	CNR	CNR	CNR
	CNR	CNR	CNR	CNR
	CNR	CNR	CNR	CNR
	CNR	CNR	CNR	CNR
635.0	0.0000	0.0000	0.0000	0.0042
	0.5137	0.5143	0.0006	0.0042
	0.6907	0.6892	-0.0015	0.0042
	0.9533	0.9527	-0.0006	0.0042

*CNR = Customer not request

4. Stray Light*

Standard cut-off wavelength (nm)	Unit Under Calibration(UUC)		
	Wavelength (nm)	Transmission (%T)	Absorbance (A)
200.98 \pm 0.11nm	200.85	0.9120	2.0401

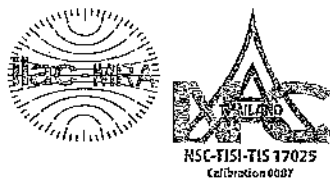
The Stray light transmission reference is less than 1.0%T and Stray light absorbance reference is greater than 2.00A

*Stray Light not NSC-ONSC Accredited.

The measurement uncertainty is base on a standard uncertainty multiplied by a coverage factor k=2 providing a level of confidence of approximately 95%.

End of Certificate

The above results are valid exclusively for the calibrated item(s) as mention in this report / certificate.
Advertising the report / Certificate and publicity of the results are prohibited and also shall not be reproduced except in full, without written approval of the Bara Scientific Co., Ltd.



Certificate of Calibration

Equipment:	SPECTROPHOTOMETER	Certificate No.:	C06220266
Model:	DR6000	Issued Date:	09 June 2022
Serial No. (or ID.):	1693421 (EQL-197)	Job No.:	KSPR2206051
Manufacturer:	Hach	Page:	1 of 3
Condition:	In Condition		

Customer: TEST TECH CO., LTD.
30,32 Rama II Soi 63, Rama II Rd.,
Samaedam, Bangkhuntien Bangkok 10150 Thailand

Environment Condition:

Temperature	24.7	°C	±	0.2	°C
Humidity	54.5	%RH	±	2.2	%RH

Calibration Place: TEST TECH CO., LTD. (แผนกน้ำดี)
30,32 Rama II Soi 63, Rama II Rd.,
Samaedam, Bangkhuntien Bangkok 10150 Thailand

Calibration By: Mr. Atachai Ngamchanat
Calibration Date: 01 June 2022
The Method used: In house method, SPCC-WI-24, base on ASTM E 275-08 and ASTM E 387-04
Traceability: This certificate is traceable to the CRM maintained by National Institute of Standards and Technology (NIST) through Starna Scientific Limited.

The standard for Wavelength Certificate No. 85283 and 85282

The standard for Photometric Certificate No. 107642 and 85755

The standard for Stray light Certificate No. 85760 and 85761

The standard for Spectral resolution Certificate No. 85762

(Mr. Atachai Ngamchanat)

Person in charge

SERT
บริษัท เอสพีซี อาร์ที จำกัด
SPC RT Co., Ltd.

(Mr. Thalerngkeat Pongngam)

Authorized signatory

This certificate is issued the units of measurement according to the International System of Units (SI). It provides traceability of measurement to international or national standard or other recognized national standard laboratories.

The measurement uncertainty stated is the expanded uncertainty which is obtained from the standard uncertainty multiplied by the coverage factor (k=2) to provide a level of confidence of approximately 95%. It is determined in accordance with the Guide to Expression of Uncertainty in Measurement (GUM).

These results may be affected by deviations from specified conditions. The results relate only to the items tested, calibrated or sampled. The report shall not be reproduced except in full without approval of SPC RT Co., Ltd.

Calibration Results:

Without Adjustment

Wavelength Accuracy (nm), The spectral bandwidth of Std at 2 nm and UUC at 2 nm

Standard Wavelength	Unit Under Calibration	Correction	Uncertainty
418.61	418.9	-0.29	0.13
536.66	536.9	-0.24	0.13
637.98	638.0	-0.02	0.13
748.48	748.9	-0.42	0.13
807.03	807.6	-0.57	0.13

Photometric Accuracy (Absorbance)

Wavelength	Standard absorbance	Unit Under Calibration	Correction	Uncertainty
420 nm	0.0000	0.000	0.0000	0.0045
	0.2878	0.289	-0.0012	0.0045
	0.5157	0.518	-0.0023	0.0045
	1.0258	1.029	-0.0032	0.0045
440 nm	0.0000	0.000	0.0000	0.0045
	0.2816	0.283	-0.0014	0.0045
	0.5059	0.508	-0.0021	0.0045
	1.0044	1.006	-0.0016	0.0045
465 nm	0.0000	0.000	0.0000	0.0045
	0.2467	0.249	-0.0023	0.0045
	0.4579	0.461	-0.0031	0.0045
	0.9301	0.932	-0.0019	0.0045
546.1 nm	0.0000	0.000	0.0000	0.0045
	0.2419	0.245	-0.0031	0.0045
	0.4646	0.466	-0.0014	0.0045
	0.9453	0.944	0.0013	0.0045
590 nm	0.0000	0.000	0.0000	0.0045
	0.2560	0.258	-0.0020	0.0045
	0.5036	0.504	-0.0004	0.0045
	1.0022	1.000	0.0022	0.0045
635 nm	0.0000	0.000	0.0000	0.0045
	0.2553	0.257	-0.0017	0.0045
	0.4971	0.497	0.0001	0.0045
	0.9717	0.970	0.0017	0.0045

Calibration Results:**Without Adjustment****Photometric Accuracy (Absorbance)**

Wavelength	Standard absorbance	Unit Under Calibration	Correction	Uncertainty
235 nm	0.0000	0.000	0.0000	0.0080
	0.7342	0.737	-0.0028	0.0080
257 nm	0.0000	0.000	0.0000	0.0080
	0.8569	0.857	-0.0001	0.0080
313 nm	0.0000	0.000	0.0000	0.0080
	0.2859	0.289	-0.0031	0.0080
350 nm	0.0000	0.000	0.0000	0.0080
	0.6379	0.636	0.0019	0.0080

Stray light *

Standard: cut-off	UUC: Wavelength (nm)	UUC: Transmission (%T)	Absorbance (A)
260.73 +/- 0.11 nm	260.7	1.2	1.921
391.96 +/- 0.11 nm	392.0	1.5	1.824

Spectral Resolution *

Nominal Concentration 0.02 % v/v	Peak	Trough	Ratio	SBW
Standard Wavelength (nm)	268.77	266.84	1.37	2.00
UUC: Wavelength (nm)	268.5	266.4		
Std Absorbance (A)	0.4200	0.2484		
Absorbance (A)	0.384	0.280		

* Calibration Marked " Not TISI Accredited " in this Certificate have been included for completeness.

The End of Certificate

ซ15

ใบรับรองการทวนสอบ “เครื่องกลั่นในโตรเจน”

(Calibration Certificate of Distillation Unit VAPODEST
VAP20, VAP30s)

Preventive Maintenance

วันที่ 22 เมษายน 2565 (ครั้งที่ 1/1)

บริษัท เทสท์ เทค จำกัด

ชนิดเครื่องมือ : Distillation Unit
รุ่น : VAPODEST 30
หมายเลขเครื่อง : GER003718
ผลิตภัณฑ์ : Gerhardt



บริษัท เอสพีซี อาร์ที จำกัด

ฝ่ายบริการหลังการขาย

โทร 0-2185-4333 ต่อ 3004-3008 Fax 0-2333-1236, 0-2332-9158 E-mail: service.spc@spc-rt.com

ฝ่ายขายและการตลาด

โทร 0-2185-4333 ต่อ 2133-2134 Fax 0-2331-8809, 0-2332-6216 E-mail : marketing.spc@spc-rt.com

Website: www.spc-rt.com

เงื่อนไขการให้บริการ Preventive Maintenance

บริษัทฯ จะส่งวิศวกรผู้ชำนาญ เพื่อให้บริการตามขอบข่ายของการบริการ เฉพาะ ในวันและเวลา ราชการ หากมีความประสงค์ที่จะรับบริการนอกเหนือจากวัน เวลา ราชการ (วันหยุดเสาร์ – อาทิตย์ หรือวันหยุด นักชัตตฤกษ์) บริษัทฯ จะคิดค่าบริการเพิ่มเติมตามอัตราที่กฎหมายแรงงานกำหนดไว้

ขอบข่ายการบริการ

- ตรวจสอบสภาพการทำงานต่าง ๆ ของเครื่องมือ
- ทดสอบประสิทธิภาพการทำงานของเครื่องมือ
- รายการผลการตรวจสอบเครื่องมือ

หมายเหตุ

- ราคานี้ไม่รวมถึงค่าบริการซ่อม หรือ เปลี่ยนอะไหล่ที่ชำรุดเสียหาย หรือหมดสภาพการใช้งาน
- ในกรณีที่ผู้รับบริการอยู่นอกเขตพื้นที่ให้บริการ บริษัทฯ จำเป็นต้องคิดค่าใช้จ่ายเพิ่มเติม ได้แก่ ค่าเดินทาง เป็นต้น
- บริษัท ฯ ขอสงวนสิทธิ์ในการเปลี่ยนแปลงราคา โดยไม่แจ้งให้ทราบล่วงหน้า

ช่องทางการติดต่อ

บริการหลังการขาย



ทีมงานบริการหลังการขายที่มีความชำนาญ ลูกค้าจึงมั่นใจได้ในบริการที่มีประสิทธิภาพจากเรา

โทรศัพท์ : 02-185-4333 งานซ่อม เบอร์ต่อ 3004-3008 , งานติดตั้ง เบอร์ต่อ 3002-3003, 3109

โทรสาร : 02-333-1236, 02-332-9158

E-mail : service.spc@spc-rt.com

บริการลูกค้าสัมพันธ์



สอบถามข้อมูลเพิ่มเติมด้านผลิตภัณฑ์ และ บริการ

โทรศัพท์ : 02-185-4333 ต่อ 2133-2134

โทรสาร : 02-2331-8809, 02-332-6216

E-mail: marketing.spc@spc-rt.com

บริการรับเรื่องร้องเรียน (CSI-Center)



ลูกค้าสามารถร้องเรียน แนะนำ ติ-ชม เกี่ยวกับผลิตภัณฑ์ การบริการ หรือเรื่องอื่นใด ของบริษัทฯ

โทรศัพท์ : 02-185-4333 ต่อ 2150, 6001

E-mail: csl.spc@spc-rt.com

สอบเทียบเครื่องมือ



สอบถามข้อมูลเกี่ยวกับบริการสอบเทียบ

โทรศัพท์ : 02-185-4333 ต่อ 3301-3305

โทรสาร : 02-185 - 4424

E-mail: info.spcc@spc-rt.com

ข้อมูลพื้นฐานของเครื่อง

ผลิตภัณฑ์ : เครื่องกลั่น ไนโตรเจน

ชื่อ : GERHARDT

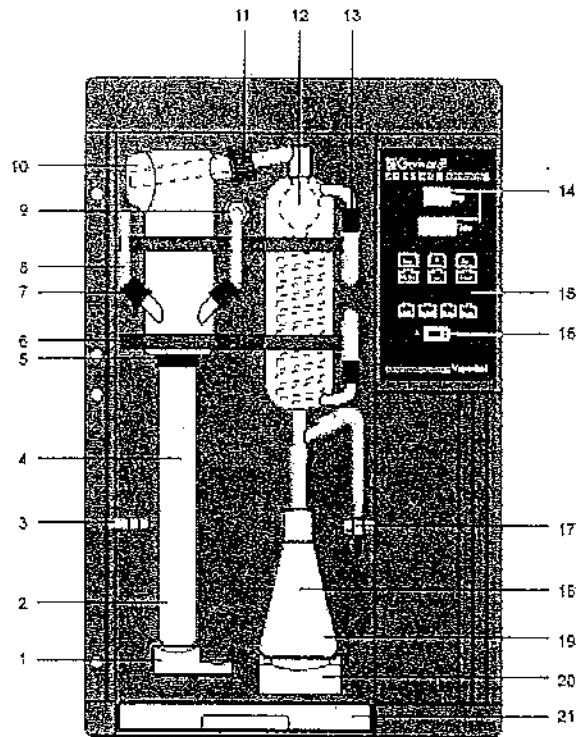
รุ่น : VAPODEST 30

หมายเลขเครื่อง : GER003718

Operational Qualification (OQ)

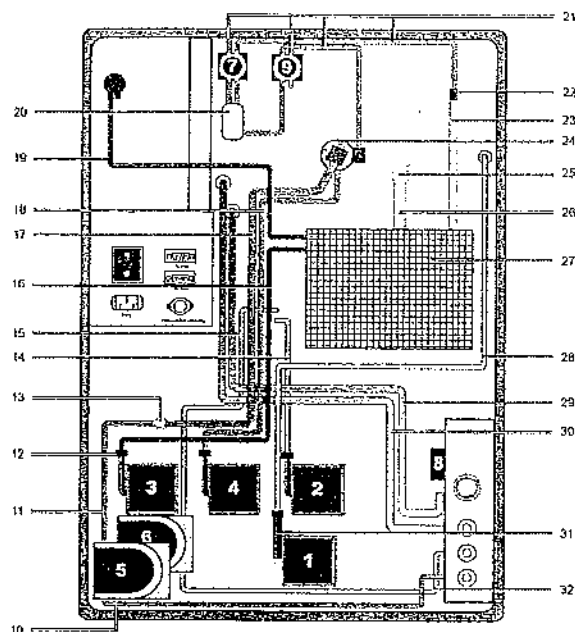
ตรวจสอบสภาพเครื่อง

FRONT



	PASS	FAIL	N/A	REMARK
1. Quick clamping device with wedge	<input checked="" type="checkbox"/>	<input type="checkbox"/>	<input type="checkbox"/>	
2. Kjeldatherm digestion tube	<input checked="" type="checkbox"/>	<input type="checkbox"/>	<input type="checkbox"/>	
3. Holder for steam inlet tubing	<input checked="" type="checkbox"/>	<input type="checkbox"/>	<input type="checkbox"/>	
4. PTFP-Inlet tubing, steam	<input checked="" type="checkbox"/>	<input type="checkbox"/>	<input type="checkbox"/>	
5. Viton-cone	<input checked="" type="checkbox"/>	<input type="checkbox"/>	<input type="checkbox"/>	
6. Clamping for glassware	<input checked="" type="checkbox"/>	<input type="checkbox"/>	<input type="checkbox"/>	
7. Screw cap GL18 with silicone seal	<input checked="" type="checkbox"/>	<input type="checkbox"/>	<input type="checkbox"/>	
8. PTFP-Inlet tubing, NaOH	<input checked="" type="checkbox"/>	<input type="checkbox"/>	<input type="checkbox"/>	
9. PP-Distributor with PP-threaded joint	<input checked="" type="checkbox"/>	<input type="checkbox"/>	<input type="checkbox"/>	
10. Distribution head, glass	<input checked="" type="checkbox"/>	<input type="checkbox"/>	<input type="checkbox"/>	
11. Screw cap GL32 with silicone seal	<input checked="" type="checkbox"/>	<input type="checkbox"/>	<input type="checkbox"/>	
12. Distillation condenser	<input checked="" type="checkbox"/>	<input type="checkbox"/>	<input type="checkbox"/>	
13. Screw cap GL14 with plastic screw connection	<input checked="" type="checkbox"/>	<input type="checkbox"/>	<input type="checkbox"/>	
14. Display	<input checked="" type="checkbox"/>	<input type="checkbox"/>	<input type="checkbox"/>	
15. Keyboard, chemical-resistant	<input checked="" type="checkbox"/>	<input type="checkbox"/>	<input type="checkbox"/>	
16. Main switch, green	<input checked="" type="checkbox"/>	<input type="checkbox"/>	<input type="checkbox"/>	
17. Ventilation valve	<input checked="" type="checkbox"/>	<input type="checkbox"/>	<input type="checkbox"/>	
18. Distillate outlet tubing	<input checked="" type="checkbox"/>	<input type="checkbox"/>	<input type="checkbox"/>	
19. Erlenmeyer flask	<input checked="" type="checkbox"/>	<input type="checkbox"/>	<input type="checkbox"/>	
20. Platform	<input checked="" type="checkbox"/>	<input type="checkbox"/>	<input type="checkbox"/>	
21. Drip tray	<input checked="" type="checkbox"/>	<input type="checkbox"/>	<input type="checkbox"/>	

REAR



	PASS	FAIL	N/A	REMARK
1. Diaphragm pump NaOH	<input checked="" type="checkbox"/>	<input type="checkbox"/>	<input type="checkbox"/>	
2. Diaphragm pump H_3BO_3	<input type="checkbox"/>	<input type="checkbox"/>	<input checked="" type="checkbox"/>	Vap 40 only
3. Diaphragm pump H_2O for steam generator	<input checked="" type="checkbox"/>	<input type="checkbox"/>	<input type="checkbox"/>	
4. Diaphragm pump H_2O for sample	<input checked="" type="checkbox"/>	<input type="checkbox"/>	<input type="checkbox"/>	Vap 30,40 only
5. Peristaltic pump for suction sample	<input checked="" type="checkbox"/>	<input type="checkbox"/>	<input type="checkbox"/>	
6. Peristaltic pump for suction receiver	<input type="checkbox"/>	<input type="checkbox"/>	<input checked="" type="checkbox"/>	Option
7. Pinch-solenoid valve, steam	<input checked="" type="checkbox"/>	<input type="checkbox"/>	<input type="checkbox"/>	
8. Magnetic valve with pressure control	<input checked="" type="checkbox"/>	<input type="checkbox"/>	<input type="checkbox"/>	
9. Pinch-solenoid valve, shut-off	<input checked="" type="checkbox"/>	<input type="checkbox"/>	<input type="checkbox"/>	
10. Verprene-tubing 4x8 mm.	<input checked="" type="checkbox"/>	<input type="checkbox"/>	<input type="checkbox"/>	
11. Verprene-tubing 4x8 mm.	<input checked="" type="checkbox"/>	<input type="checkbox"/>	<input type="checkbox"/>	Vap 30,40 only
12. Non-return valve for diaphragm pumps	<input checked="" type="checkbox"/>	<input type="checkbox"/>	<input type="checkbox"/>	
13. Tubing reduction PP 51x10x5 mm.	<input checked="" type="checkbox"/>	<input type="checkbox"/>	<input type="checkbox"/>	Vap 30,40 only
14. Silicone tubing 4x7 mm.	<input type="checkbox"/>	<input type="checkbox"/>	<input checked="" type="checkbox"/>	Vap 40 only
15. Silicone tubing 4x7 mm.	<input type="checkbox"/>	<input type="checkbox"/>	<input checked="" type="checkbox"/>	Option
16. Silicone tubing 4x8 mm.	<input checked="" type="checkbox"/>	<input type="checkbox"/>	<input type="checkbox"/>	
17. Verprene-tubing 8x12 mm.	<input checked="" type="checkbox"/>	<input type="checkbox"/>	<input type="checkbox"/>	Vap 30,40 only
18. Verprene tubing 4x7 mm.	<input checked="" type="checkbox"/>	<input type="checkbox"/>	<input type="checkbox"/>	Vap 30,40 only
19. Silicone tubing 4x7 mm.	<input checked="" type="checkbox"/>	<input type="checkbox"/>	<input type="checkbox"/>	
20. Ventilation glass	<input checked="" type="checkbox"/>	<input type="checkbox"/>	<input type="checkbox"/>	
21. Novoprene-tubing 4.8x8 mm.	<input checked="" type="checkbox"/>	<input type="checkbox"/>	<input type="checkbox"/>	

	PASS	FAIL	N/A	REMARK
22. Tubing reduction	<input checked="" type="checkbox"/>	<input type="checkbox"/>	<input type="checkbox"/>	
23. Silicone tubing 6x10 mm.	<input checked="" type="checkbox"/>	<input type="checkbox"/>	<input type="checkbox"/>	
24. PP-distributor with PP-thread	<input checked="" type="checkbox"/>	<input type="checkbox"/>	<input type="checkbox"/>	
25. SKT-valve (built in with brass fitting)	<input checked="" type="checkbox"/>	<input type="checkbox"/>	<input type="checkbox"/>	
26. Silicone tubing 8x16x80 mm.	<input checked="" type="checkbox"/>	<input type="checkbox"/>	<input type="checkbox"/>	
27. Steam generator	<input checked="" type="checkbox"/>	<input type="checkbox"/>	<input type="checkbox"/>	
28. PTFE-inlet tubing NaOH	<input checked="" type="checkbox"/>	<input type="checkbox"/>	<input type="checkbox"/>	
29. Silicone tubing 8x16 for cooling water inlet	<input checked="" type="checkbox"/>	<input type="checkbox"/>	<input type="checkbox"/>	
30. Silicone tubing 8x16 for cooling water outlet	<input checked="" type="checkbox"/>	<input type="checkbox"/>	<input type="checkbox"/>	
31. Viton-tubing 6x12*50 mm.	<input checked="" type="checkbox"/>	<input type="checkbox"/>	<input type="checkbox"/>	
32. Silicone tubing 4x7 mm.	<input type="checkbox"/>	<input type="checkbox"/>	<input checked="" type="checkbox"/>	

รายละเอียดการตรวจสอบ

ขั้นตอนการบริการ

ตรวจสอบระบบไฟฟ้า (Electrical Test)

- ความต้านทานทางไฟฟ้าของเครื่องกับกราวด์
- กระแสไฟฟ้าที่ใช้งาน

ตรวจสอบสภาพเครื่อง (Optical Test)

- Main cable
- Electric wiring
- Pumps
- Distribution Head
- Condensor
- Steam generator
- Tubing
- Viton cone

ตรวจสอบ Function การทำงาน (The Function Test)

- ระบบสร้างและควบคุมความดันของ Steam
- ระบบการเติมน้ำเข้า Sample Tube
- ระบบการเติม Na OH
- ระบบการ Suction ตั้ง Sample Tube และ Receiver

รายงานผลการให้บริการ

	PASS	FAIL	N/A	REMARK
1. TECHNICAL DATA				
Main Supply 220 volt + 10% 50 Hz with ground	<input checked="" type="checkbox"/>	<input type="checkbox"/>	<input type="checkbox"/>	
Norminal current	<input checked="" type="checkbox"/>	<input type="checkbox"/>	<input type="checkbox"/>	
1.1 COOLING WATER BATH				
Temperature 15-20 °C	<input checked="" type="checkbox"/>	<input type="checkbox"/>	<input type="checkbox"/>	
Cooling Water Outlet	<input checked="" type="checkbox"/>	<input type="checkbox"/>	<input type="checkbox"/>	
Control Temperature	<input checked="" type="checkbox"/>	<input type="checkbox"/>	<input type="checkbox"/>	
1.2 OPTICAL TEST VAP 40				
Screw cap GL14	<input checked="" type="checkbox"/>	<input type="checkbox"/>	<input type="checkbox"/>	
Screw cap GL18	<input checked="" type="checkbox"/>	<input type="checkbox"/>	<input type="checkbox"/>	
Screw cap GL32	<input checked="" type="checkbox"/>	<input type="checkbox"/>	<input type="checkbox"/>	
Distillation Condensor	<input checked="" type="checkbox"/>	<input type="checkbox"/>	<input type="checkbox"/>	
Viton Cone	<input checked="" type="checkbox"/>	<input type="checkbox"/>	<input type="checkbox"/>	
Ventilation Valve	<input checked="" type="checkbox"/>	<input type="checkbox"/>	<input type="checkbox"/>	
Micro Switch Sample	<input checked="" type="checkbox"/>	<input type="checkbox"/>	<input type="checkbox"/>	
2. SYSTEM COOLING WATER INLET				
Cooling Water Inlet	<input checked="" type="checkbox"/>	<input type="checkbox"/>	<input type="checkbox"/>	
Cooling Water Outlet	<input checked="" type="checkbox"/>	<input type="checkbox"/>	<input type="checkbox"/>	
Magnetic valve	<input checked="" type="checkbox"/>	<input type="checkbox"/>	<input type="checkbox"/>	
3. SYSTEM CONTROL				
Key Board	<input checked="" type="checkbox"/>	<input type="checkbox"/>	<input type="checkbox"/>	
Display	<input checked="" type="checkbox"/>	<input type="checkbox"/>	<input type="checkbox"/>	
Program	<input checked="" type="checkbox"/>	<input type="checkbox"/>	<input type="checkbox"/>	
Adding H ₂ O	<input checked="" type="checkbox"/>	<input type="checkbox"/>	<input type="checkbox"/>	Vap 30,40 only
Adding NaOH	<input checked="" type="checkbox"/>	<input type="checkbox"/>	<input type="checkbox"/>	
Adding H ₃ BO ₃	<input type="checkbox"/>	<input type="checkbox"/>	<input checked="" type="checkbox"/>	Vap 40 only
Suction Sample	<input checked="" type="checkbox"/>	<input type="checkbox"/>	<input type="checkbox"/>	
4. SYSTEM DISTILLATION				
Boiler	<input checked="" type="checkbox"/>	<input type="checkbox"/>	<input type="checkbox"/>	
Level Sensor	<input checked="" type="checkbox"/>	<input type="checkbox"/>	<input type="checkbox"/>	
Neoprene-Tubing	<input checked="" type="checkbox"/>	<input type="checkbox"/>	<input type="checkbox"/>	
Solenoid Valve Shut-Off	<input checked="" type="checkbox"/>	<input type="checkbox"/>	<input type="checkbox"/>	
Solenoid Valve Steam	<input checked="" type="checkbox"/>	<input type="checkbox"/>	<input type="checkbox"/>	
Excess Pressure Detector	<input checked="" type="checkbox"/>	<input type="checkbox"/>	<input type="checkbox"/>	

11/01

	PASS	FAIL	N/A	REMARK
5. PUMP				
Pump H ₂ O Steam	<input checked="" type="checkbox"/>	<input type="checkbox"/>	<input type="checkbox"/>	
- Non-Return Valve	<input checked="" type="checkbox"/>	<input type="checkbox"/>	<input type="checkbox"/>	
Pump H ₂ O Sample	<input checked="" type="checkbox"/>	<input type="checkbox"/>	<input type="checkbox"/>	
- Non-Return Valve	<input checked="" type="checkbox"/>	<input type="checkbox"/>	<input type="checkbox"/>	
Pump NaOH	<input checked="" type="checkbox"/>	<input type="checkbox"/>	<input type="checkbox"/>	
- Non-Return Valve	<input checked="" type="checkbox"/>	<input type="checkbox"/>	<input type="checkbox"/>	
Pump suction	<input checked="" type="checkbox"/>	<input type="checkbox"/>	<input type="checkbox"/>	
- Non-Return Valve	<input checked="" type="checkbox"/>	<input type="checkbox"/>	<input type="checkbox"/>	
6. The Following Program Run :				
Addition H ₂ O 0-99 sec.	<input checked="" type="checkbox"/>	<input type="checkbox"/>	<input type="checkbox"/>	
Addition NaOH 0-99 sec.	<input type="checkbox"/>	<input type="checkbox"/>	<input type="checkbox"/>	
Addition H ₃ BO ₃ 0-99 sec.	<input checked="" type="checkbox"/>	<input type="checkbox"/>	<input checked="" type="checkbox"/>	
Reaction Time 0-99 min	<input checked="" type="checkbox"/>	<input type="checkbox"/>	<input type="checkbox"/>	
Distillation Time 0-99	<input checked="" type="checkbox"/>	<input type="checkbox"/>	<input type="checkbox"/>	
Steam Capacity 30%-100%	<input checked="" type="checkbox"/>	<input type="checkbox"/>	<input type="checkbox"/>	
Suction Time 0-99 sec.	<input checked="" type="checkbox"/>	<input type="checkbox"/>	<input type="checkbox"/>	
The Instrument is in perfect technical shape	<input checked="" type="checkbox"/>	<input type="checkbox"/>	<input type="checkbox"/>	

Remark : _____

Engineer : นายณพดล สุขวานิชย์

ข้อมูลสนับสนุนด้านเทคนิค (General Technical Support)

การบำรุงรักษาทั่วไป (Basic maintenance)

Cleaning

Glass parts and suction pump should be cleaned before long periods of non-usage (i.e. holidays). This way blockages caused by crystalline deposits are avoided.

The following program should be run:





Addition H_3BO_3	0	s
Addition H_2O :	13	s
Addition NaOH:	0	s
Reaction time:	0	s
Distillation time:	7	min.
Steam capacity:	100	%
Suction time:	20	s

Place an empty digestion tube and an Erlenmeyer flask into position, and start the program.

In case of extreme deposits in the glassware you can clean the system by putting about 10 ml of sulphuric acid into the digestion tube.

Error Code


The micro-processor continually surveys all the functions of the distillation system. As soon as an error arises it is shown on the display and accompanied by an acoustic signal.

Error message	Measures	
No tap water	Check cooling water inlet for blockages. Ensure the tap is turned on	→ 
No sample tube	Insert tube	→ 
Check chemicals	Check set of tanks	→ 
Low water Press Enter	Check the water inlet distilled H_2O	→ 
↓ Filling Steam generator	This message disappears as soon as steam generator is filled	

After the above mentioned errors are corrected, the following message is displayed.

Error message	Measures
Stop Prog.No. x continue=Enter	Enter = continue of interrupted program Reset = Standby-mode

Other error messages

Error message	Measures
Wait for steam	Message disappears as soon as stand-by is reached
Add sol. > 1min Continue=Enter	Check programming Enter=continue of interrupted program Reset=Standby-mode
Program undefined	Check programming 
Excess steam pressure	Switch the system off and call service
Sensor error	Switch the system off and call service